Agilent
Trusted Answers

キラル分離の生産性と信頼性を高める Agilent InfinityLab Poroshell 120 キラルカラム

アプリケーション一覧

かつてないほど高速、高効率なキラル分離を実現

もうキラル分離の性能について妥協する必要はありません。InfinityLab Poroshell 120 キラルカラムは、表面多孔質粒子を革新的なキラル結合相と組み合わせた初のカラムであり、次のような特長を実現しています。

- 全多孔質キラル結合相を上回る分離性能と分析スピード
- 実績ある Agilent InfinityLab Poroshell 120 粒子技術による高い堅牢性と信頼性
- あらゆるアプリケーションに適合するサイズ: 内径 2.1 mm と 4.6 mm、長さ 50、100、150 mm の構成
- 短い分析時間、卓越したピーク形状、高い分解能
- 効率的なキラル分離により、スループットとラボの生産性を向上

既存の LC システムを用いて 5 分未満でキラル分離を実行

表面多孔質粒子が優れた効率とシャープなピーク形状を実現します。全多孔質カラムよりも短時間で分析できるため、スループットが飛躍的に向上します。

従来のキラル分離 -
全多孔質粒子

他社全多孔性キラルカラム (250 x 4.6 mm、5 µm)

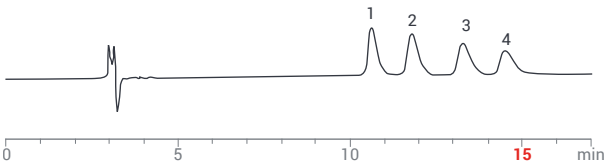

1.D-(+)-アンフェタミン、2.L-(-)-アンフェタミン、3.D-(+)-メタンフェタミン、4.L-(-)-メタンフェタミン、100:0.1:0.02 MeOH/HOAc/NH_4OH、流量 1.0 mL/min、室温、UV 220 nm

Agilent InfinityLab Poroshell 120 キラル分離 -
表面多孔質粒子

InfinityLab Poroshell 120 キラル-V (100 x 4.6 mm、2.7 µm)

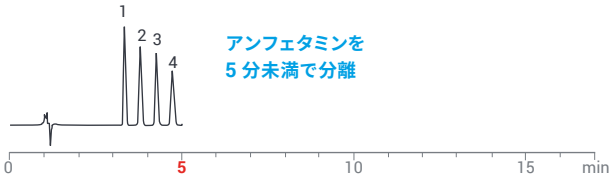

1.D-(+)-アンフェタミン、2.L-(-)-アンフェタミン、3.D-(+)-メタンフェタミン、4.L-(-)-メタンフェタミン、100:0.1:0.02 MeOH/HOAc/NH_4OH、流量 1.0 mL/min、室温、UV 220 nm

カラム選択ガイド

ほぼすべてのキラル化合物を分離:
4 種類の結合相が 4 つの LC モードで幅広い選択性を提供

カラム名	キラルセレクタ	分離タイプ	主なアプリケーション
InfinityLab Poroshell 120 キラル-CF	誘導体化シクロフルクタン (CF6)	極性有機 (PO)	第一級アミン
		順相 (NP)	第一級アミン
InfinityLab Poroshell 120 キラル-CD	ヒドロキシプロピル-β-シクロデキストリン	逆相 (RP)	刺激剤、殺菌剤、t-Boc アミノ酸
		極性有機 (PO)	複雑な分子
InfinityLab Poroshell 120 キラル-V	バンコマイシン (マクロライド抗生物質)	極性イオン性 (PI)	塩基性医薬品 (各種)
		逆相 (RP)	アミン、プロフェン
		極性有機 (PO)	複雑な中性分子
InfinityLab Poroshell 120 キラル-T	テイコプラニン (マクロライド抗生物質)	極性イオン性 (PI)	ベータブロッカー、ヒドロキシ酸
		逆相 (RP)	アミノ酸、ヒドロキシ酸、プロフェン
		極性有機 (PO)	ヒダントイン、ベンゾジアゼピン

RP = 逆相、PI = 極性イオン性、PO = 極性有機、NP = 順相

製品情報

部品番号	カラムの説明
689775-609	InfinityLab Poroshell 120 キラル-CF、2.1 x 50 mm、2.7 µm
685775-609	InfinityLab Poroshell 120 キラル-CF、2.1 x 100 mm、2.7 µm
683775-609	InfinityLab Poroshell 120 キラル-CF、2.1 x 150 mm、2.7 µm
689975-609	InfinityLab Poroshell 120 キラル-CF、4.6 x 50 mm、2.7 µm
685975-609	InfinityLab Poroshell 120 キラル-CF、4.6 x 100 mm、2.7 µm
683975-609	InfinityLab Poroshell 120 キラル-CF、4.6 x 150 mm、2.7 µm
689775-607	InfinityLab Poroshell 120 キラル-CD、2.1 x 50 mm、2.7 µm
685775-607	InfinityLab Poroshell 120 キラル-CD、2.1 x 100 mm、2.7 µm
683775-607	InfinityLab Poroshell 120 キラル-CD、2.1 x 150 mm、2.7 µm
689975-607	InfinityLab Poroshell 120 キラル-CD、4.6 x 50 mm、2.7 µm
685975-607	InfinityLab Poroshell 120 キラル-CD、4.6 x 100 mm、2.7 µm
683975-607	InfinityLab Poroshell 120 キラル-CD、4.6 x 150 mm、2.7 µm

部品番号	カラムの説明
689775-604	InfinityLab Poroshell 120 キラル-V、2.1 x 50 mm、2.7 µm
685775-604	InfinityLab Poroshell 120 キラル-V、2.1 x 100 mm、2.7 µm
683775-604	InfinityLab Poroshell 120 キラル-V、2.1 x 150 mm、2.7 µm
689975-604	InfinityLab Poroshell 120 キラル-V、4.6 x 50 mm、2.7 µm
685975-604	InfinityLab Poroshell 120 キラル-V、4.6 x 100 mm、2.7 µm
683975-604	InfinityLab Poroshell 120 キラル-V、4.6 x 150 mm、2.7 µm
689775-603	InfinityLab Poroshell 120 キラル-T、2.1 x 50 mm、2.7 µm
685775-603	InfinityLab Poroshell 120 キラル-T、2.1 x 100 mm、2.7 µm
683775-603	InfinityLab Poroshell 120 キラル-T、2.1 x 150 mm、2.7 µm
689975-603	InfinityLab Poroshell 120 キラル-T、4.6 x 50 mm、2.7 µm
685975-603	InfinityLab Poroshell 120 キラル-T、4.6 x 100 mm、2.7 µm
683975-603	InfinityLab Poroshell 120 キラル-T、4.6 x 150 mm、2.7 µm

限られた時間でエナンチオマーをすばやく検出できます。
カラムの詳細は、次の Web ページをご覧ください。
www.agilent.com/chem/poroshell-120-chiral

堅牢なキラルスクリーニングメソッド開発のための汎用プロトコル

キラルスクリーニングプロトコル

#	移動相	組成 (% v)	タイプ
1	MeOH/20 mM ギ酸アンモニウム、pH 4.0	90/10	RP
2	MeOH/20 mM ギ酸アンモニウム、pH 4.0	30/70	RP
3	ACN/20 mM ギ酸アンモニウム、pH 4.0	30/70	RP
4	ACN/20 mM ギ酸アンモニウム、pH 4.0	10/90	RP
5	MeOH/ギ酸アンモニウム	100/0.2 wt%	PI
6	ACN/MeOH/酢酸/TEA	60/40/0.3/0.2	PO
7	EtOH/ヘプタン/酢酸/TEA	20/80/0.3/0.2	NP

RP = 逆相、PI = 極性イオン性、PO = 極性有機、NP = 順相

一般的な分析条件 (4.6 x 100 mm)
内径 2.1 mm (またはその他の寸法) のカラムには要調整

流量:	1 mL/min
検出器:	UV
平衡化:	カラム容量の 10 倍
分析時間:	カラム容量の 10 倍
温度:	室温
濃度:	2 ～ 5 mg/mL
サンプル溶媒:	MeOH または移動相

スクリーニング用移動相の優先順位

カラム名	第 1 候補	第 2 候補	第 3 候補
InfinityLab Poroshell キラル-T	#5 (PI)	#2 (RP)	#1 (RP)
InfinityLab Poroshell キラル-V	#5 (PI)	#3 (RP)	#1 (RP)
InfinityLab Poroshell キラル-CD	#3 (RP)	#6 (PO)	#4 (RP)
InfinityLab Poroshell キラル-CF	#6 (PO)	#7 (NP)	-

逆相モード (RP): ACN または MeOH と水性 (塩緩衝液または添加剤) 移動相の組み合わせが一般的

極性有機モード (PO): 極性有機移動相溶媒 (アセトニトリル、メタノール)、添加剤あり/なし

極性イオン性モード (PI): イオン性化合物のイオン化またはリテンションを高めるために、極性有機移動相に塩緩衝液を追加

順相モード (NP): 非極性溶媒を 1 次溶媒とし、水性化合物を添加せずに用いるのが一般的

圧力、pH、および温度パラメータ

カラム名	圧力上限 (bar)	pH 範囲	温度上限
InfinityLab Poroshell 120 キラル-CF	400 bar	3〜7	45 °C
InfinityLab Poroshell 120 キラル-CD	400 bar	3〜7	45 °C
InfinityLab Poroshell 120 キラル-V	400 bar	2.5〜7	45 °C
InfinityLab Poroshell 120 キラル-T	400 bar	2.5〜7	45 °C

移動相溶媒を切り替える場合は、圧力上限を超えないように注意すること

Agilent Poroshell 120 キラル結合相の構造

InfinityLab Poroshell 120 キラル-CF
(シクロフルクタン CF-6)

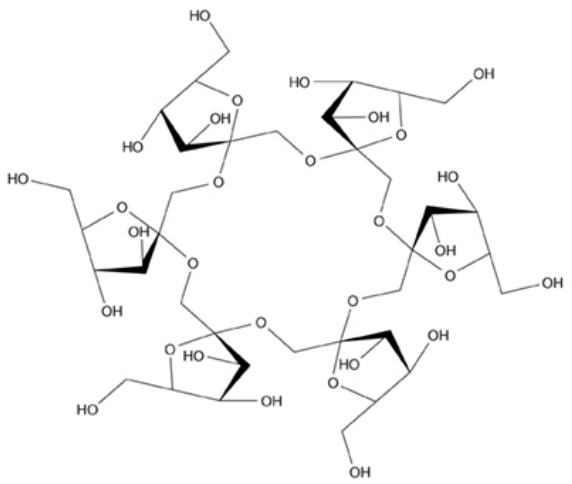

InfinityLab Poroshell 120 キラル-CD
(ヒドロキシプロピル β-シクロデキストリン)

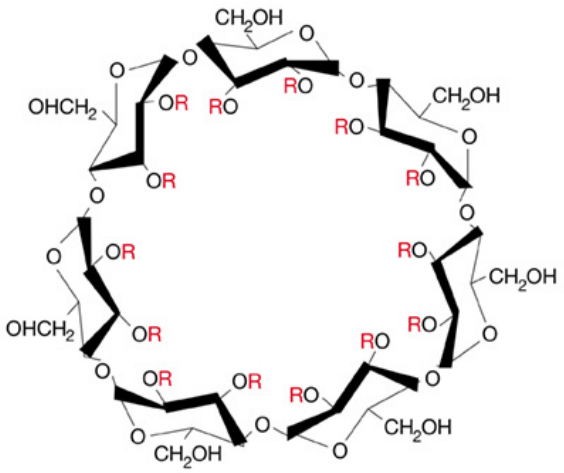

InfinityLab Poroshell 120 キラル-V
(バンコマイシン)

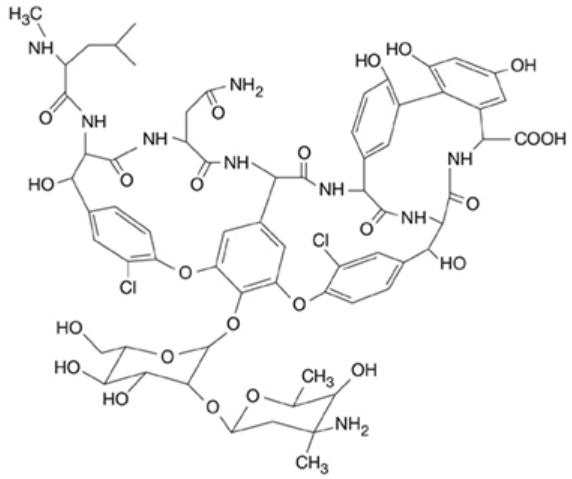

InfinityLab Poroshell 120 キラル-T
(テイコプラニン)

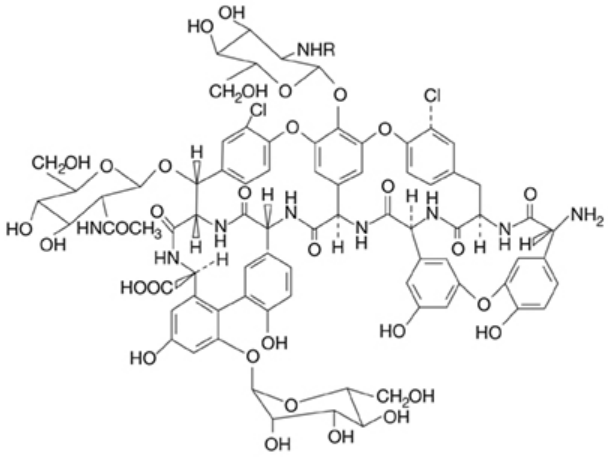

新薬製品化のスピードと信頼性を向上

成果を導き出すソリューション

低分子医薬品の創薬は、多くの手間とコストを伴う複雑な作業です。アジレントの総合的な医薬品ソリューションなら、効率と生産性が大幅に高まります。

初期段階での化合物の同定に役立つ自動化システムから、ADME/PK の研究において威力を発揮する高度な高感度 LC/MS システムまで、幅広い製品がお客様の分析をサポートします。これらのシステムで得られる再現性の高い正確な結果をもとに、創薬プロセス全体にわたって的確な決定を下すことができます。

www.agilent.com/chem/biopharma_jp

Agilent InfinityLab:LC ワークフローの効率を最大化

InfinityLab の LC システム、カラム、および消耗品は、シームレスな連携により最大限の効率と性能を引き出すよう最適化されています。InfinityLab を使用すれば、ルーチン分析や最先端研究などのあらゆる分野において、次のような利点があります。

- Agilent InfinityLab LC システムに最適な製品を簡単に特定
- 最新の革新技術により LC ワークフローを最適化
- 分析、機器、ラボの効率を向上

Agilent InfinityLab の製品と Agilent OpenLAB ソフトウェアおよび Agilent CrossLab サービスを組み合わせ、エンドツーエンドのソリューションとサポートをご利用いただくことで、成果を最大限に高めることができます。

Agilent InfinityLab 消耗品:カラム接続に伴う時間とトラブルを最小化

InfinityLab クイックコネクトフィッティング

簡単操作のフィンガータイト接続で、誰でもリークのないカラム接続を確実に行えます。200 回以上繰り返し使用しても、最大 1300 bar の安定性が維持されます。

InfinityLab クイックターンフィッティング

狭い空間での接続には、内蔵スプリング構造の Agilent InfinityLab クイックターンフィッティングをご利用いただくことで、毎回確実なカラム接続を行えます。

www.agilent.com/chem/jp

キラル分離の高速化と分離能向上を同時に実現

他の InfinityLab Poroshell 120 カラムと同様に、Poroshell 120 キラルカラムには、硬質シリカコアと多孔性外殻で構成される表面多孔質粒子が充填されています。

同じ、または同様の粒子径の従来型全多孔質粒子よりクロマトグラフィー効率に優れているため、高速での高分離能分離が可能です。

課題

キラルエナンチオマーの分離能

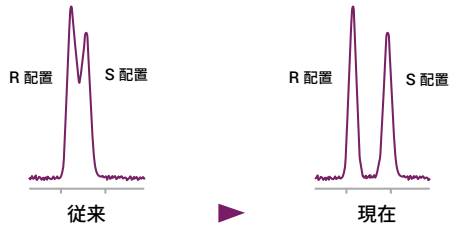

革新技術

Agilent Poroshell 表面多孔性粒子技術

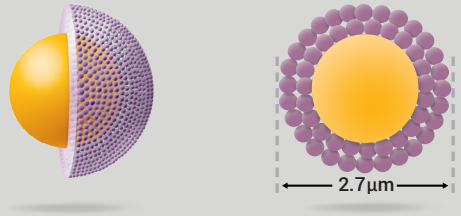

分析スピード

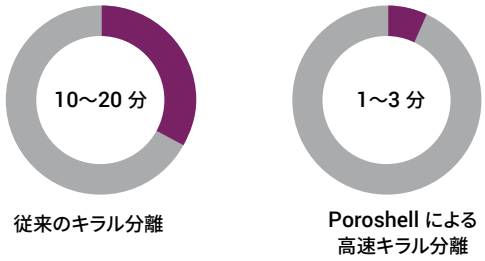

生産性

成分別目次

検索

リンクをクリックすると、該当ページに移動します。

アミン

1-ベンジル-2,2-ジフェニルエチルアミン 10
1,1'-ビナフチル-2,2'-ジアミン 10
1-(1-ナフチル)エチルアミン 11
1-(1,1-ビフェニル-4-イル)エタンアミン 11
1-(4-メトキシフェニル)エチルアミン 12
1-アミノテトラリン 12
6-メトキシ-1,2,3,4-テトラヒドロ-1-ナフタレニルアミン 13
1-(2-メトキシフェニル)エタンアミン 13
1-(4-クロロフェニル)エチルアミン 13
1,1-ジフェニル-1-フルオロ-2-アミノプロパン 14
1,1-ジフェニル-2-アミノプロパン 14
1,2,2-トリフェニルエチルアミン 14
2-アミノ-4-メチル-1,1-ジフェニルペンタン 14
2-クロロ-インダン-1-イルアミン 15
4-メトキシ-α-メチルベンジルアミンビス(1-フェニルエチル)アミン 15
ビス(α-メチルベンジル)アミン 15
メキシレチン 16
N-ベンジル-α-メチルベンジルアミン 16
N,α-ジメチルベンジルアミン 16
α-メチル-4-ニトロベンジルアミン 16
α-メチルベンジルアミン 17

アミノ酸および誘導体

2-アミノ-2-フェニル酪酸 18
4-ニトロフェニルアラニン 18
AQC メチオニン 18
AQC フェニルアラニン 18
AQC セリン 19
AQC チロシン 19
Fmoc アラニン 19
Fmoc アスパラギン 19
Fmoc ロイシン 20
Fmoc フェニルアラニン 20
Fmoc トリプトファン 20
Fmoc バリン 20
メチオニン 21
p-クロロフェニルアラニン 21
p-フルオロフェニルアラニン 21
フェニルアラニン 21
トリプトファン 22
α-アミノ-2-チオフェン酢酸 22
3-アミノ-3-フェニルプロパン酸 22
キヌレニン 22
トリプトファンアミド 23
3,4-ジヒドロキシフェニルアラニン (DOPA) 23

鎮痛剤

メサドン 24
プログルミド 24
インドプロフェン 25
ケトロラック 25
メトルファン 25
ネホパム 25
トラマドール 26

麻酔薬

ヘキソバルビタール 27
メピバカイン 27
ブピバカイン 28
メホバルビタール 28
プリロカイン 28

抗凝血剤

クマクロル 29
ワルファリン 29

抗けいれん薬

フェンスクシミド 30
α-メチル-α-フェニルスクシンイミド 30

抗うつ剤

ブプロピオン 31
テマゼパム 31
ロラゼパム 31
ロルメタゼパム 31
ミアンセリン 32
オキサゼパム 32
フルオキセチン 32
ミアンセリン 32
トラニルシプロミン 33
トリミプラミン 33
ベンラファキシン 33

ベータブロッカー

アセブトロール 34
アルプレノロール 34
アテノロール 35
エスモロール 35
イソプロテレノール 36
メタプロテレノール 36
メトプロロール 37
ピンドロール 37
プロプラノロール 38
サルブタモール 38
ソタロール 39
テルブタリン 39
ツロブテロール 40
カルベジロール 40

抑制薬

バクロフェン 41
オクトクロテピン 41
トルペリゾン 41

利尿薬

クロルタリドン 42
ベンドロフルメサイアザイド 42

殺菌剤

ベナラキシル 43
エコナゾール 43
フルトリアホル 43
ミコナゾール 43
プラジカンテル 44
プロチオコナゾール 44
ジクロルプロップ 44
フェノプロップ 44
ハロキシホップ 45
マンジプロパミド 45
メコプロップメチルエステル 45
メコプロップ 45
ナプロパミド 46
ブロマシル 46

その他

2'-アミノ-1,1'-ビナフタレン-2-オール 47
ヒドロアトロパ酸 47
トロパ酸 47
ヤコブセン触媒 47
α-N,N-ジメチルアミノフェニルアセトニトリル 48
2-アミノ-1,2-ジフェニルエタノール 48
フェニルアラニノール 48, 49
4-クロロフェニルアラニノール 49
trans-1-アミノ-2-インダノール 49
トリプトファノール 50
チロシノール 50
α-(1-アミノエチル)-4-ヒドロキシベンジル-アルコール 50
2-(2-クロロフェノキシ)プロピオン酸 50
2-(3-クロロフェノキシ)プロピオン酸 51
2-(4-クロロフェノキシ)プロピオン酸 51
2-フェノキシプロパン酸 51
2-アミノ-1,1,-ジフェニル-1-プロパノール 51
2-アミノ-1,1,13-トリフェニル-1-プロパノール 52
2-(カルボベンジルオキシアミノ)-3-フェニル-1-プロパノール 52
cis-1-アミノ-2-インダノール 52

神経伝達物質およびホルモン

オクトパミン 53

オキサゾリジノン

1,5-ジメチル-4-フェニル-2-イミダゾリジノン 54
4-ベンジル-2-オキサゾリジノン 54
4-メチル-5-フェニル-2-オキサゾリジノン 54
4-フェニル-2-オキサゾリジノン 54
5,5-ジメチル-4-フェニル-2-オキサゾリジノン 55
5,5-ジメチル-4-ベンジル-2-オキサゾリジノン 55
5,5-ジメチル-4-メチル-2-オキサゾリジノン 55
(3a-cis)-3,3a,8,8a-テトラヒドロ-2H-インデノ[1,2-d]オキサゾール-2-オン 55
4-(1-H-インドール-3-イル-メチル)-2-オキサゾリジノン 56

医薬品

1-インダノール 57
ベンゾイン 57
クロフェジアノール 57
ホマトロピン 58
インダパミド 58
ロフェキシジン 58
p-クロロアンフェタミン 59
フェニルこはく酸無水物 59
トリアジメノール 59
5-メチル-5-フェニルヒダントイン 59
アミノグルテチミド 60
バメタン 60
ジペロドン 60, 61
フルルビプロフェン 61
マンデル酸 61
ナフトピジル 61
p-ヒドロキシマンデル酸 62
アムロジピン 62
ブロムフェニラミン 62
カルビノキサミン 62
セチリジン 63
クロルフェニラミン 63
シタロプラム 63
ジソピラミド 63
ケタミン 64
メトキシフェナミン 64
メトキシベラパミル 64
ニカルジピン 64
オルフェナドリン 65
ピペロキサン 65
プロメタジン 65
テトラヒドロゾリン 65
サリドマイド 66
トリヘキシフェニジル 66
トリメブチン 66
ベラパミル 66

刺激薬

3,4-メチレンジオキシアンフェタミン (MDA) 67
3,4-メチレンジオキシメタンフェタミン (MDMA) 67
3,4-ジメチルメトカチノン 68
4-メチルエトカチノン 68
メトキサミン 68
ペンテドロン 69
シュードエフェドリ 69, 70
α-ピロリジノペンチオフェノン 70
ノルエフェドリン 70
ノルメタネフリン 70
ノルフェニレフリン 71
3,4-ジヒドロキシフェニルアラニン (DOPA) 71
クレンブテロール 71
エチロン 72
メチルフェニデート 72
3-フルオロメトカチノン 73
3,4-メチレンジオキシ-N-エチルアンフェタミン (MDEA) 73
4-エチルメトカチノン 73
4-メチルエトカチノン 73
アミノレックス 74
アンフェタミン 74
ブチロン 74
カチノン 74
フレフェドロン 75
メフェドロン 75
メタンフェタミン 75
メチルエフェドリン 75
メチロン 76
p-メトキシアンフェタミン 76
ペンチロン 76
シネフリン 76
α-ピロリジノペンチオフェノン 77

1-ベンジル-2,2-ジフェニルエチルアミン

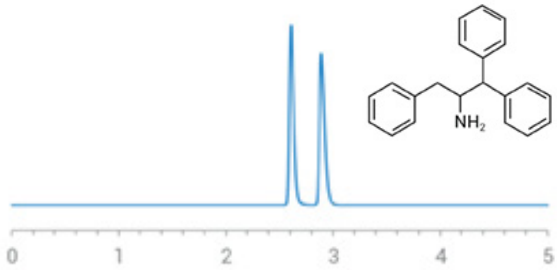

Retention (min): 2.61/2.89 (Peak1/Peak 2)
Resolution: 3.51

Method Conditions

Column: InfinityLab Poroshell 120 Chiral-CD (15 cm x 4.6 mm, 2.7 µm)
Mobile phase: 30/70: Acetonitrile/15 mM Ammonium Formate (pH 3.6)
Flow Rate: 1.0 mL/min
Temperature: Ambient (23 °C)
Injection Volume: 1.0 µL
Detection: UV 220 nm

1-ベンジル-2,2-ジフェニルエチルアミン

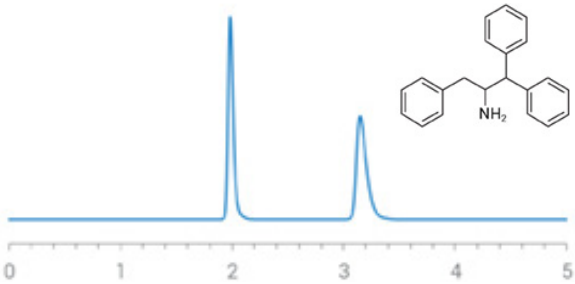

Retention (min): 1.98/3.15 (Peak1/Peak 2)
Resolution: 9.47

Method Conditions

Column: InfinityLab Poroshell 120 Chiral-V (10 cm x 4.6 mm, 2.7 µm)
Mobile phase: 100/0.1 wt %: Methanol/Ammonium Trifluoroacetate
Flow Rate: 1.0 mL/min
Temperature: Ambient (23 °C)
Injection Volume: 1.0 µL
Detection: UV 220 nm

1,1'-ビナフチル-2,2'-ジアミン

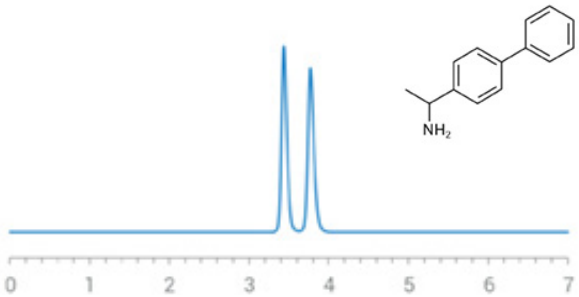

Retention (min): 3.44/3.77 (Peak1/Peak 2)
Resolution: 2.11

Method Conditions

Column: InfinityLab Poroshell 120 Chiral-CD (10 cm x 4.6 mm, 2.7 µm)
Mobile phase: 90/10/0.3/0.2: Acetonitrile/Methanol/Trifluoroacetate/TEA
Flow Rate: 1.0 mL/min
Temperature: Ambient (23 °C)
Injection Volume: 1.0 µL
Detection: UV 254 nm

1,1'-ビナフチル-2,2'-ジアミン

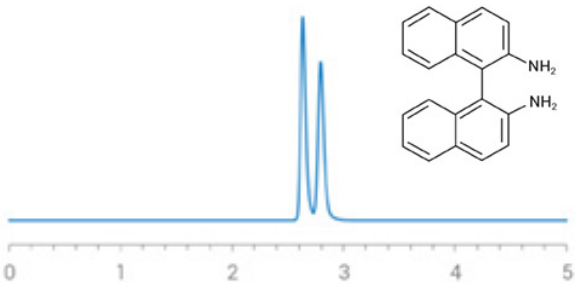

Retention (min): 2.64/2.79 (Peak1/Peak 2)
Resolution: 1.31

Method Conditions

Column: InfinityLab Poroshell 120 Chiral-V (10 cm x 4.6 mm, 2. 7µm)
Mobile phase: 90/10: Methanol/15 mM Ammonium Formate (pH 3.6)
Flow Rate: 1.0 mL/min
Temperature: Ambient (23 °C)
Injection Volume: 1.0 µL
Detection: UV 220 nm

1-(1-ナフチル)エチルアミン

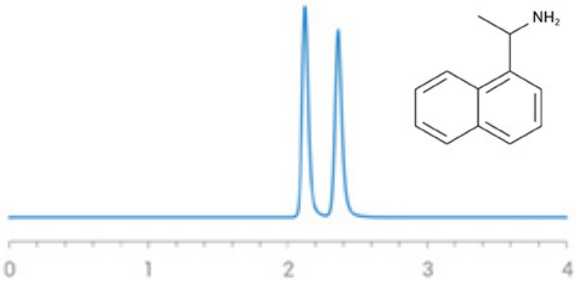

Retention (min): 2.12/2.36 (Peak1/Peak 2)
Resolution: 2.29

Method Conditions

Column: InfinityLab Poroshell 120 Chiral-V (10 cm x 4.6 mm, 2.7 µm)
Mobile phase: 100/0.1 wt %: Methanol/Ammonium Trifluoroacetate
Flow Rate: 1.0 mL/min
Temperature: Ambient (23 °C)
Injection Volume: 1.0 µL
Detection: UV 220 nm

1-(1-ナフチル)エチルアミン

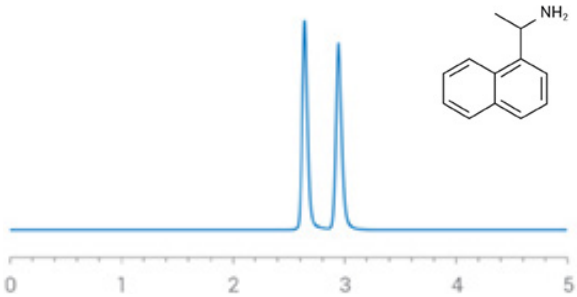

Retention (min): 2.64/2.95 (Peak1/Peak 2)
Resolution: 3.36

Method Conditions

Column: InfinityLab Poroshell 120 Chiral-CF (4.6 x 100 mm, 2.7 µm)
Mobile phase: 60/40/0.3/0.2: Acetonitrile/Methanol/Acetic Acid/TEA
Flow Rate: 1.0 mL/min
Temperature: Ambient (23 °C)
Injection Volume: 1.0 µL
Detection: UV 280 nm

1-(1,1-ビフェニル-4-イル)エタンアミン

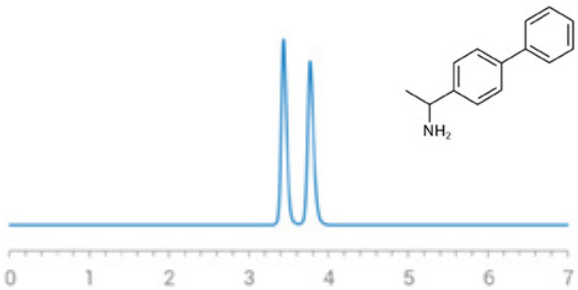

Retention (min): 3.44/3.77 (Peak1/Peak 2)
Resolution: 2.11

Method Conditions

Column: InfinityLab Poroshell 120 Chiral-CF (10 cm x 4.6 mm, 2.7 µm)
Mobile phase: 90/10/0.3/0.2: Acetonitrile/Methanol/Trifluoroacetate/TEA
Flow Rate: 1.0 mL/min
Temperature: Ambient (23 °C)
Injection Volume: 1.0 µL
Detection: UV 254 nm

1-(1,1-ビフェニル-4-イル)エタンアミン

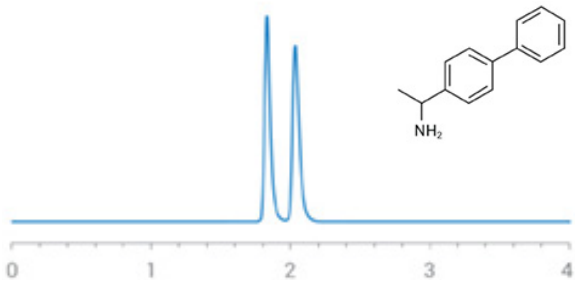

Retention (min): 1.83/2.03 (Peak1/Peak 2)
Resolution: 2.59

Method Conditions

Column: InfinityLab Poroshell 120 Chiral-V (4.6 x 100 mm, 2.7 µm)
Mobile phase: 100/0.1 wt %: Methanol/Ammonium Trifluoroacetate
Flow Rate: 1.0 mL/min
Temperature: Ambient (23 °C)
Injection Volume: 1.0 µL
Detection: UV 220 nm

1-(4-メトキシフェニル)エチルアミン

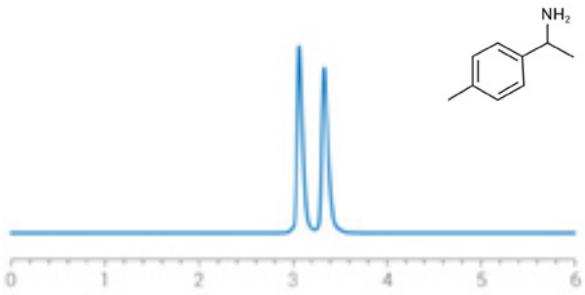

Retention (min): 2.64/2.95 (Peak1/Peak 2)
Resolution: 3.36

Method Conditions

Column: InfinityLab Poroshell 120 Chiral-CF (4.6 x 100 mm, 2.7 µm)
Mobile phase: 60/40/0.3/0.2: Acetonitrile/Methanol/Acetic Acid/TEA
Flow Rate: 1.0 mL/min
Temperature: Ambient (23 °C)
Injection Volume: 1.0 µL
Detection: UV 280 nm

1-(4-メトキシフェニル)エチルアミン

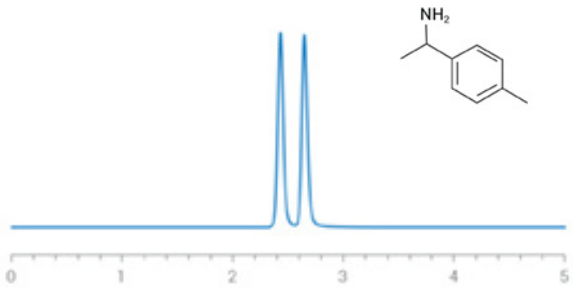

Retention (min): 2.43/2.65 (Peak1/Peak 2)
Resolution: 2.38

Method Conditions

Column: InfinityLab Poroshell 120 Chiral-V (10 cm x 4.6 mm, 2.7 µm)
Mobile phase: 100/0.2/0.05: Methanol/Acetic Acid/Ammonium Hydroxide
Flow Rate: 1.0 mL/min
Temperature: Ambient (23 °C)
Injection Volume: 1.0 µL
Detection: UV 220 nm

1-アミノテトラリン

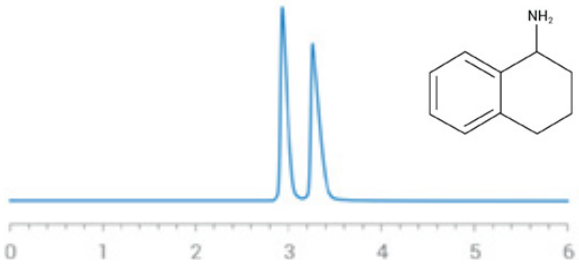

Retention (min): 2.83/3.15 (Peak1/Peak 2)
Resolution: 2.81

Method Conditions

Column: InfinityLab Poroshell 120 Chiral-CF (10 cm x 4.6 mm, 2.7 µm)
Mobile phase: 60/40/0.3/0.2: Acetonitrile/Methanol/Acetic Acid/TEA
Flow Rate: 1.0 mL/min
Temperature: Ambient (23 °C)
Injection Volume: 1.0 µL
Detection: UV 220 nm

1-アミノテトラリン

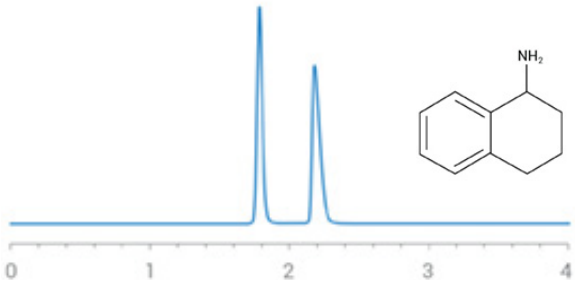

Retention (min): 1.78/2.18 (Peak1/Peak 2)
Resolution: 4.48

Method Conditions

Column: InfinityLab Poroshell 120 Chiral-V (10 cm x4.6 mm, 2.7 µm)
Mobile phase: 60/40/0.3/0.2: Acetonitrile/Methanol/Acetic Acid/TEA
Flow Rate: 1.0 mL/min
Temperature: Ambient (23 °C)
Injection Volume: 1.0 µL
Detection: UV 220 nm

6-メトキシ-1,2,3,4-テトラヒドロ-1-ナフタレニルアミン

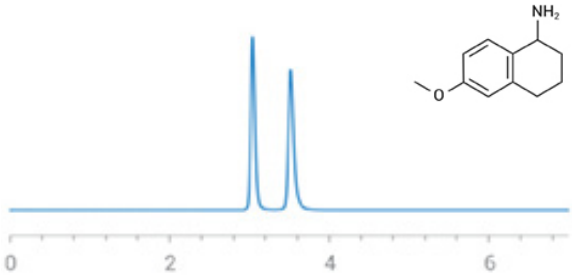

Retention (min): 3.04/3.52 (Peak1/Peak 2)
Resolution: 4.42

Method Conditions

Column: InfinityLab Poroshell 120 Chiral-CF (10 cm x 4.6 mm, 2.7 µm)
Mobile phase: 60/40/0.3/0.2: Acetonitrile/Methanol/Acetic Acid/TEA
Flow Rate: 1.0 mL/min
Temperature: Ambient (23 °C)
Injection Volume: 1.0 µL
Detection: UV 220 nm

6-メトキシ-1,2,3,4-テトラヒドロ-1-ナフタレニルアミン

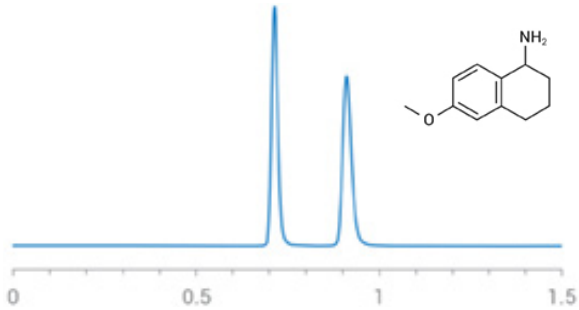

Retention (min): 0.72/0.91 (Peak1/Peak 2)
Resolution: 5.26

Method Conditions

Column: InfinityLab Poroshell 120 Chiral-V (10 cm x 4.6 mm, 2.7 µm)
Mobile phase: 100/0.1 wt %: Methanol/Ammonium Trifluoroacetate
Flow Rate: 1.0 mL/min
Temperature: Ambient (23 °C)
Injection Volume: 1.0 µL
Detection: UV 220 nm

1-(2-メトキシフェニル)エタンアミン

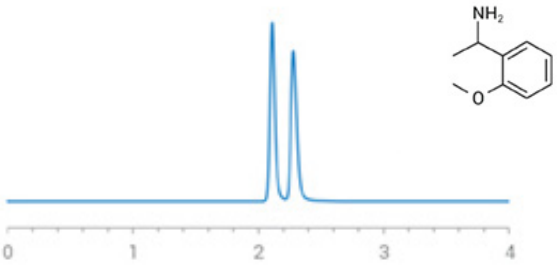

Retention (min): 2.64/2.95 (Peak1/Peak 2)
Resolution: 2.18

Method Conditions

Column: InfinityLab Poroshell 120 Chiral-V (10 cm x 4.6 mm, 2.7 µm)
Mobile phase: 100/0.2/0.05: Methanol/Acetic Acid/Ammonium Hydroxide
Flow Rate: 1.0 mL/min
Temperature: Ambient (23 °C)
Injection Volume: 1.0 µL
Detection: UV 220 nm

1-(4-クロロフェニル)エチルアミン

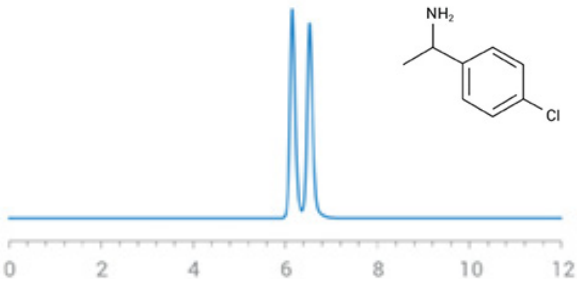

Retention (min): 6.15/6.53 (Peak1/Peak 2)
Resolution: 1.31

Method Conditions

Column: InfinityLab Poroshell 120 Chiral-V (10 cm x 4.6 mm, 2.7 µm)
Mobile phase: 100/0.2/0.05: Methanol/Acetic Acid/Ammonium Hydroxide
Flow Rate: 0.5 mL/min
Temperature: Ambient (23 °C)
Injection Volume: 1.0 µL
Detection: UV 220 nm

1,1-ジフェニル-1-フルオロ-2-アミノプロパン

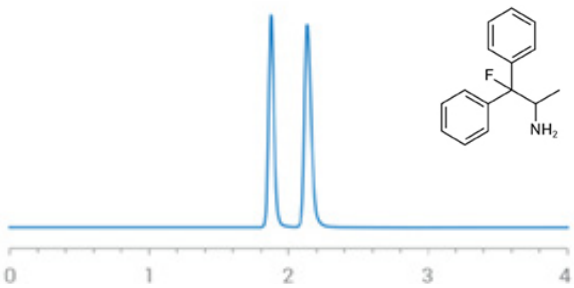

Retention (min): 1.48/1.67 (Peak1/Peak 2)
Resolution: 3.20

Method Conditions

Column: InfinityLab Poroshell 120 Chiral-V (10 cm x 4.6 mm, 2.7 µm)
Mobile phase: 100/0.1 wt %: Methanol/Ammonium Trifluoroacetate
Flow Rate: 1.0 mL/min
Temperature: Ambient (23 °C)
Injection Volume: 1.0 µL
Detection: UV 230 nm

1,1-ジフェニル-2-アミノプロパン

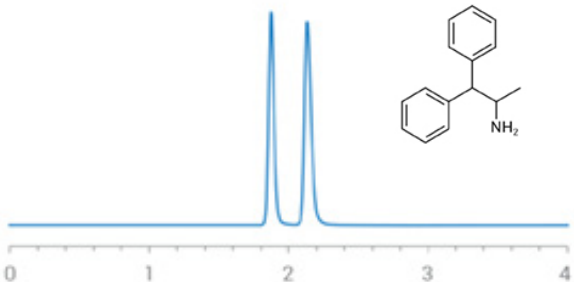

Retention (min): 1.87/2.13 (Peak1/Peak 2)
Resolution: 3.33

Method Conditions

Column: InfinityLab Poroshell 120 Chiral-V (10 cm x 4.6 mm, 2.7 µm)
Mobile phase: 100/0.1 wt %: Methanol/Ammonium Trifluoroacetate
Flow Rate: 1.0 mL/min
Temperature: Ambient (23 °C)
Injection Volume: 1.0 µL
Detection: UV 230 nm

1,2,2-トリフェニルエチルアミン

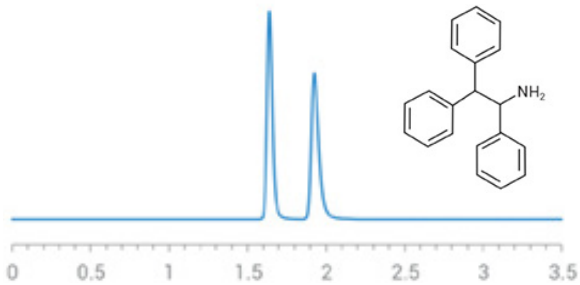

Retention (min): 1.64/1.93 (Peak1/Peak 2)
Resolution: 3.88

Method Conditions

Column: InfinityLab Poroshell 120 Chiral-V (10 cm x 4.6 mm, 2.7 µm)
Mobile phase: 100/0.1 wt %: Methanol/Ammonium Trifluoroacetate
Flow Rate: 1.0 mL/min
Temperature: Ambient (23 °C)
Injection Volume: 1.0 µL
Detection: UV 220 nm

2-アミノ-4-メチル-1,1-ジフェニルペンタン

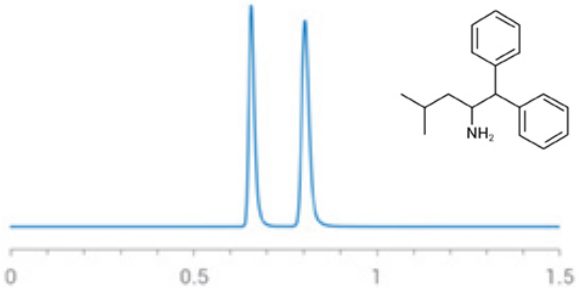

Retention (min): 0.66/0.80 (Peak1/Peak 2)
Resolution: 4.49

Method Conditions

Column: InfinityLab Poroshell 120 Chiral-V (10 cm x 4.6 mm, 2.7 µm)
Mobile phase: 100/0.1 wt %: Methanol/Ammonium Trifluoroacetate
Flow Rate: 1.0 mL/min
Temperature: Ambient (23 °C)
Injection Volume: 1.0 µL
Detection: UV 220 nm

2-クロロ-インダン-1-イルアミン

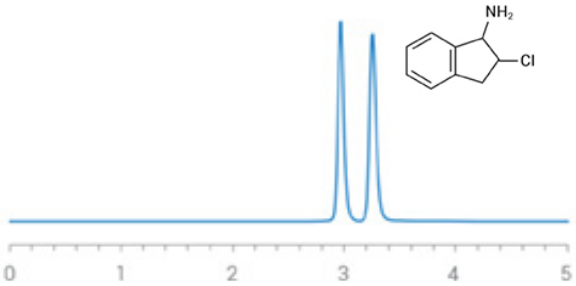

Retention (min): 2.97/3.25 (Peak1/Peak 2)
Resolution: 2.81

Method Conditions

Column: InfinityLab Poroshell 120 Chiral-V (10 cm x 4.6 mm, 2.7 µm)
Mobile phase: 90/10: Methanol/15 mM Ammonium Formate (pH 3.6)
Flow Rate: 1.0 mL/min
Temperature: Ambient (23 °C)
Injection Volume: 1.0 µL
Detection: UV 220 nm

4-メトキシ-α-メチルベンジルアミン

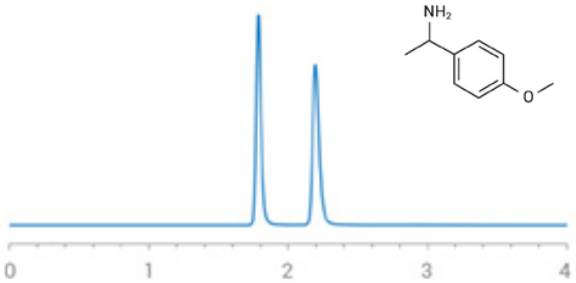

Retention (min): 1.78/2.19 (Peak1/Peak 2)
Resolution: 5.58

Method Conditions

Column: InfinityLab Poroshell 120 Chiral-V (10 cm x 4.6 mm, 2.7 µm)
Mobile phase: 100/0.1 wt %: Methanol/Ammonium Trifluoroacetate
Flow Rate: 1.0 mL/min
Temperature: Ambient (23 °C)
Injection Volume: 1.0 µL
Detection: UV 230 nm

ビス(1-フェニルエチル)アミン

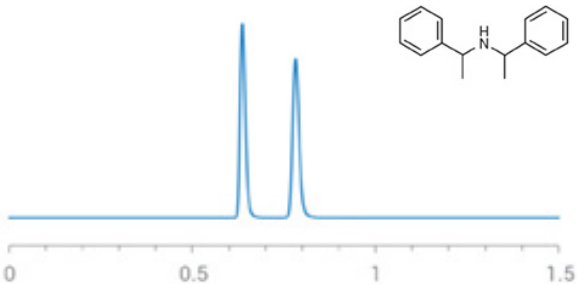

Retention (min): 0.64/0.78 (Peak1/Peak 2)
Resolution: 5.04

Method Conditions

Column: InfinityLab Poroshell 120 Chiral-V (10 cm x 4.6 mm, 2.7 µm)
Mobile phase: 100/0.1 wt %: Methanol/Ammonium Trifluoroacetate
Flow Rate: 1.0 mL/min
Temperature: Ambient (23 °C)
Injection Volume: 1.0 µL
Detection: UV 220 nm

ビス(α-メチルベンジル)アミン

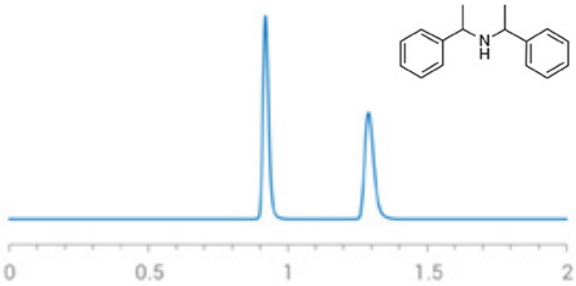

Retention (min): 0.92/1.29 (Peak1/Peak 2)
Resolution: 7.66

Method Conditions

Column: InfinityLab Poroshell 120 Chiral-V (10 cm x 4.6 mm, 2.7 µm)
Mobile phase: 100/0.2/0.05: Methanol/Acetic Acid/Ammonium Hydroxide
Flow Rate: 1.0 mL/min
Temperature: Ambient (23 °C)
Injection Volume: 1.0 µL
Detection: UV 220 nm

アミン

メキシレチン

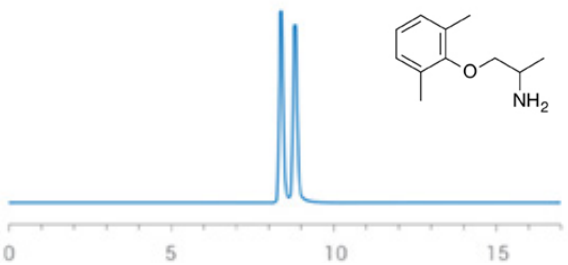

Retention (min): 8.38/8.81 (Peak1/Peak 2)
Resolution: 1.54

Method Conditions

Column: InfinityLab Poroshell 120 Chiral-V (10 cm x 4.6 mm, 2.7 µm)
Mobile phase: 100/0.2/0.05: Methanol/Acetic Acid/Ammonium Hydroxide
Flow Rate: 0.5 mL/min
Temperature: Ambient (23 °C)
Injection Volume: 1.0 µL
Detection: UV 220 nm

N-ベンジル-α-メチルベンジルアミン

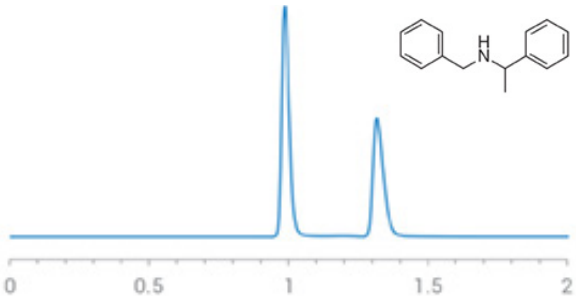

Retention (min): 0.99/1.32 (Peak1/Peak 2)
Resolution: 5.71

Method Conditions

Column: InfinityLab Poroshell 120 Chiral-V (10 cm x 4.6 mm, 2.7 µm)
Mobile phase: 100/0.1 wt %: Methanol/Ammonium Trifluoroacetate
Flow Rate: 2.0 mL/min
Temperature: Ambient (23 °C)
Injection Volume: 1.0 µL
Detection: UV 220 nm

N,α-ジメチルベンジルアミン

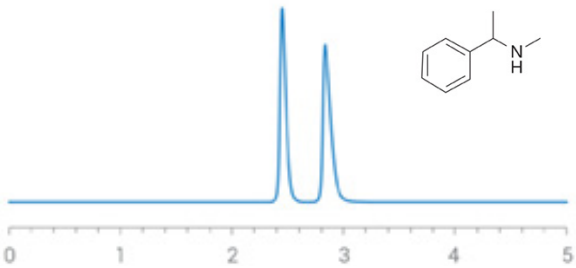

Retention (min): 2.45/2.84 (Peak1/Peak 2)
Resolution: 3.47

Method Conditions

Column: InfinityLab Poroshell 120 Chiral-V (10 cm x 4.6 mm, 2.7 µm)
Mobile phase: 100/0.1 wt %: Methanol/Ammonium Trifluoroacetate
Flow Rate: 1.0 mL/min
Temperature: Ambient (23 °C)
Injection Volume: 1.0 µL
Detection: UV 210 nm

α-メチル-4-ニトロベンジルアミン

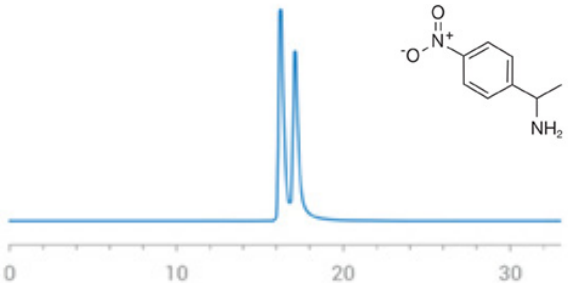

Retention (min): 16.25/17.10 (Peak1/Peak 2)
Resolution: 1.16

Method Conditions

Column: InfinityLab Poroshell 120 Chiral-V (10 cm x 4.6 mm, 2.7 µm)
Mobile phase: 100/0.2/0.05: Methanol/Acetic Acid/Ammonium Hydroxide
Flow Rate: 0.3 mL/min
Temperature: Ambient (23 °C)
Injection Volume: 1.0 µL
Detection: UV 220 nm

α-メチルベンジルアミン

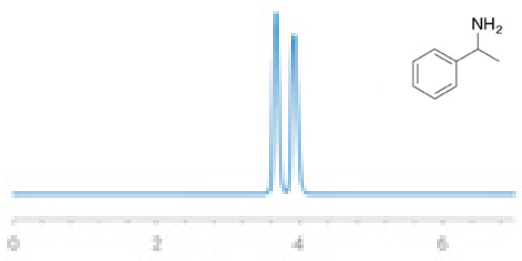

Retention (min): 3.67/3.92 (Peak1/Peak 2)
Resolution: 1.97

Method Conditions

Column: InfinityLab Poroshell 120 Chiral-V (10 cm x 4.6 mm, 2.7 µm)
Mobile phase: 90/10: Methanol/15 mM Ammonium Formate (pH 3.6)
Flow Rate: 0.5 mL/min
Temperature: Ambient (23 °C)
Injection Volume: 1.0 µL
Detection: UV 210 nm

2-アミノ-2-フェニル酪酸

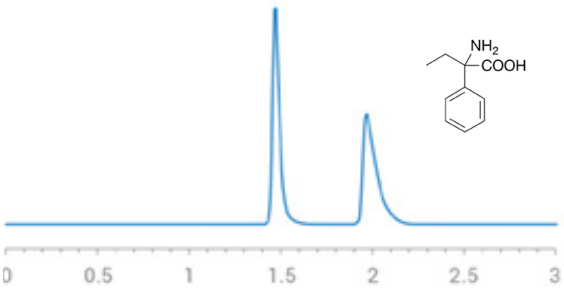

Retention (min): 1.47/1.97 (Peak1/Peak 2)
Resolution: 5.16

Method Conditions

Column: InfinityLab Poroshell 120 Chiral-T (10 cm x 4.6 mm, 2.7 µm)
Mobile phase: 30/70: Ethanol/50 mM Ammonium Formate (pH 3.6)
Flow Rate: 1.0 mL/min
Temperature: 45 °C
Injection Volume: 1.0 µL
Detection: UV 220 nm

4-ニトロフェニルアラニン

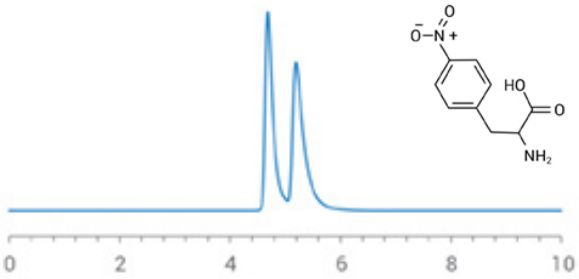

Retention (min): 4.69/5.20 (Peak1/Peak 2)
Resolution: 1.50

Method Conditions

Column: InfinityLab Poroshell 120 Chiral-T (10 cm x 4.6 mm, 2.7 µm)
Mobile phase: 30/70: Methanol/15 mM Ammonium Formate (pH 3.6)
Flow Rate: 0.5 mL/min
Temperature: Ambient (23 °C)
Injection Volume: 1.0 µL
Detection: UV 254 nm

AQC メチオニン

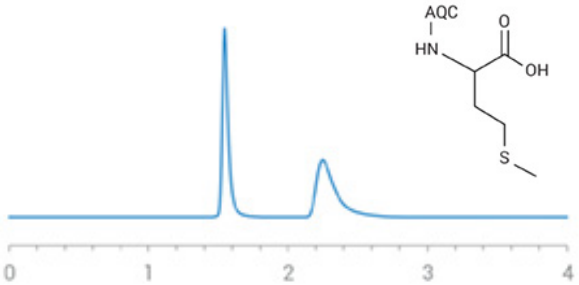

Retention (min): 1.55/2.25 (Peak1/Peak 2)
Resolution: 4.00

Method Conditions

Column: InfinityLab Poroshell 120 Chiral-T (10 cm x 4.6 mm, 2.7 µm)
Mobile phase: 50/50: Acetonitrile/15 mM Ammonium Formate (pH 4.0)
Flow Rate: 1.0 mL/min
Temperature: Ambient (23 °C)
Injection Volume: 1.0 µL
Detection: UV 220 nm

AQC フェニルアラニン

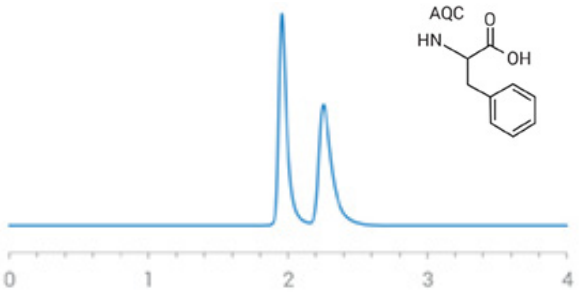

Retention (min): 1.96/2.26 (Peak1/Peak 2)
Resolution: 2.32

Method Conditions

Column: InfinityLab Poroshell 120 Chiral-T (10 cm x 4.6 mm, 2.7 µm)
Mobile phase: 50/50: Acetonitrile/15 mM Ammonium Formate (pH 4.0)
Flow Rate: 0.8 mL/min
Temperature: Ambient (23 °C)
Injection Volume: 1.0 µL
Detection: UV 220 nm

AQC セリン

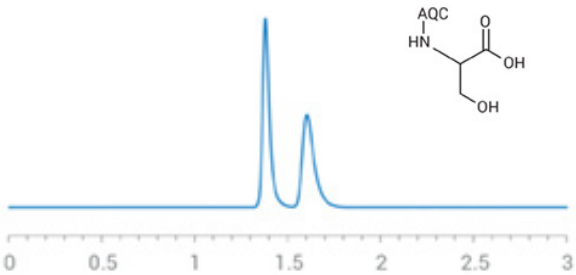

Retention (min): 1.38/1.60 (Peak1/Peak 2)
Resolution: 2.14

Method Conditions

Column: InfinityLab Poroshell 120 Chiral-T (10 cm x 4.6 mm, 2.7 µm)
Mobile phase: 50/50: Acetonitrile/15 mM Ammonium Formate (pH 4.0)
Flow Rate: 1.0 mL/min
Temperature: Ambient (23 °C)
Injection Volume: 1.0 µL
Detection: UV 220 nm

AQC チロシン

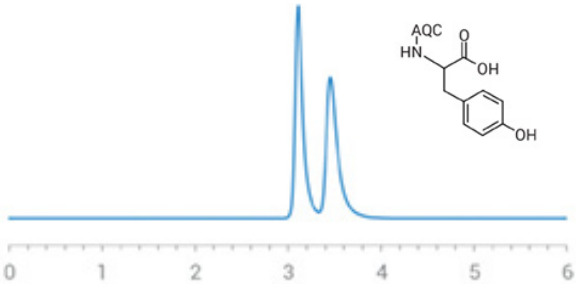

Retention (min): 3.11/3.46 (Peak1/Peak 2)
Resolution: 1.77

Method Conditions

Column: InfinityLab Poroshell 120 Chiral-T (10 cm x 4.6 mm, 2.7 µm)
Mobile phase: 50/50: Acetonitrile/15 mM Ammonium Formate (pH 4.0)
Flow Rate: 0.5 mL/min
Temperature: Ambient (23 °C)
Injection Volume: 1.0 µL
Detection: UV 220 nm

Fmoc アラニン

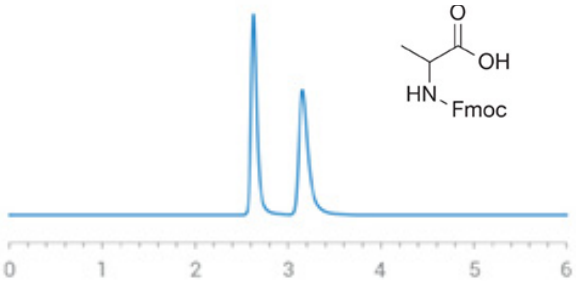

Retention (min): 2.63/3.16 (Peak1/Peak 2)
Resolution: 3.68

Method Conditions

Column: InfinityLab Poroshell 120 Chiral-T (10 cm x 4.6 mm, 2.7 µm)
Mobile phase: 60/40: Methanol/15 mM Ammonium Formate (pH 3.6)
Flow Rate: 0.5 mL/min
Temperature: Ambient (23 °C)
Injection Volume: 1.0 µL
Detection: UV 220 nm

Fmoc アスパラギン

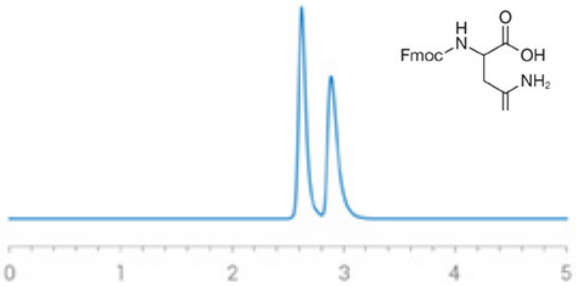

Retention (min): 2.62/2.89 (Peak1/Peak 2)
Resolution: 1.51

Method Conditions

Column: InfinityLab Poroshell 120 Chiral-T (10 cm x 4.6 mm, 2.7 µm)
Mobile phase: 60/40: Methanol/15 mM Ammonium Formate (pH 3.6)
Flow Rate: 0.5 mL/min
Temperature: Ambient (23 °C)
Injection Volume: 1.0 µL
Detection: UV 220 nm

Fmoc ロイシン

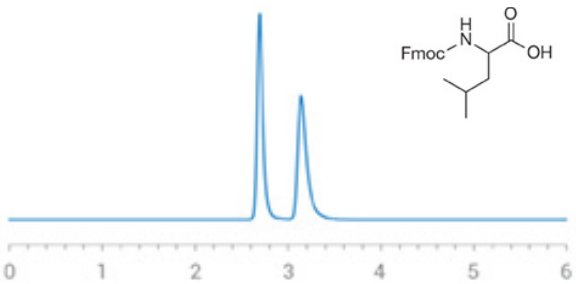

Retention (min): 2.70/3.14 (Peak1/Peak 2)
Resolution: 3.20

Method Conditions

Column: InfinityLab Poroshell 120 Chiral-T (10 cm x 4.6 mm, 2.7 µm)
Mobile phase: 60/40: Methanol/15 mM Ammonium Formate (pH 3.6)
Flow Rate: 0.5 mL/min
Temperature: Ambient (23 °C)
Injection Volume: 1.0 µL
Detection: UV 220 nm

Fmoc フェニルアラニン

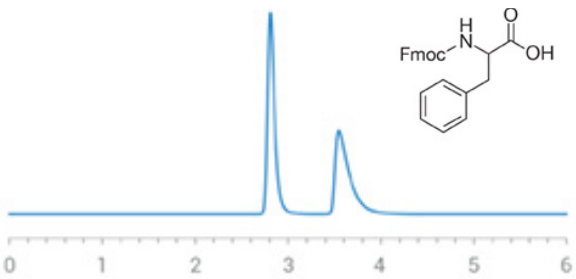

Retention (min): 2.81/3.55 (Peak1/Peak 2)
Resolution: 3.71

Method Conditions

Column: InfinityLab Poroshell 120 Chiral-T (10 cm x 4.6 mm, 2.7 µm)
Mobile phase: 60/40: Methanol/15 mM Ammonium Formate (pH 3.6)
Flow Rate: 0.5 mL/min
Temperature: Ambient (23 °C)
Injection Volume: 1.0 µL
Detection: UV 220 nm

Fmoc トリプトファン

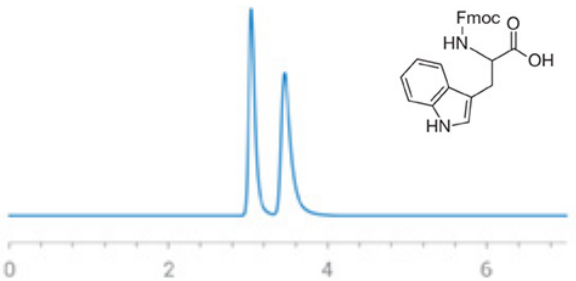

Retention (min): 3.04/3.46 (Peak1/Peak 2)
Resolution: 2.20

Method Conditions

Column: InfinityLab Poroshell 120 Chiral-T (10 cm x 4.6 mm, 2.7 µm)
Mobile phase: 60/40: Methanol/15 mM Ammonium Formate (pH 3.6)
Flow Rate: 0.5 mL/min
Temperature: Ambient (23 °C)
Injection Volume: 1.0 µL
Detection: UV 220 nm

Fmoc バリン

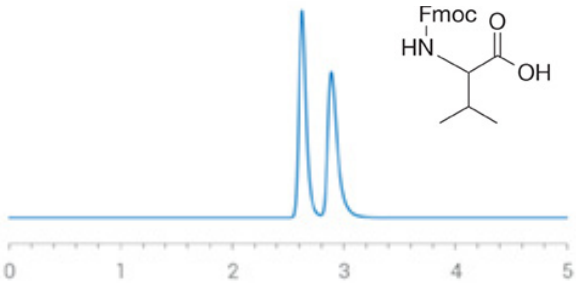

Retention (min): 2.63/2.89 (Peak1/Peak 2)
Resolution: 1.55

Method Conditions

Column: InfinityLab Poroshell 120 Chiral-T (10 cm x 4.6 mm, 2.7 µm)
Mobile phase: 60/40: Methanol/15 mM Ammonium Formate (pH 3.6)
Flow Rate: 0.5 mL/min
Temperature: Ambient (23 °C)
Injection Volume: 1.0 µL
Detection: UV 220 nm

メチオニン

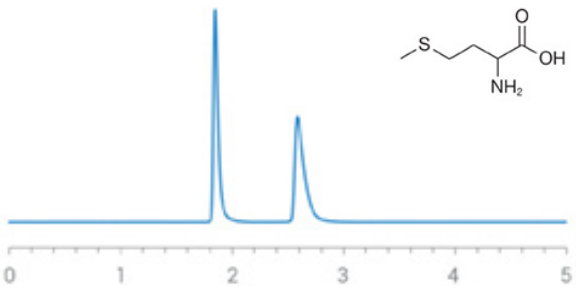

Retention (min): 1.85/2.59 (Peak1/Peak 2)
Resolution: 6.76

Method Conditions

Column: InfinityLab Poroshell 120 Chiral-T (10 cm x 4.6 mm, 2.7 µm)
Mobile phase: 60/40: Methanol/Water
Flow Rate: 0.8 mL/min
Temperature: Ambient (23 °C)
Injection Volume: 1.0 µL
Detection: UV 220 nm

p-クロロフェニルアラニン

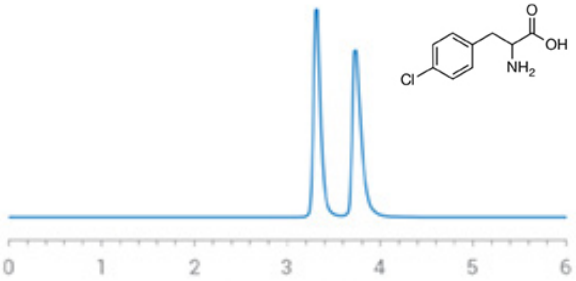

Retention (min): 3.31/3.73 (Peak1/Peak 2)
Resolution: 2.81

Method Conditions

Column: InfinityLab Poroshell 120 Chiral-T (10 cm x 4.6 mm, 2.7 µm)
Mobile phase: 30/70: Ethanol/50 mM Ammonium Formate (pH 3.6)
Flow Rate: 0.5 mL/min
Temperature: 45 °C
Injection Volume: 1.0 µL
Detection: UV 220 nm

p-フルオロフェニルアラニン

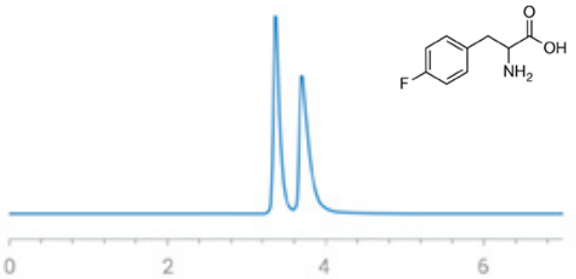

Retention (min): 3.37/3.70 (Peak1/Peak 2)
Resolution: 1.90

Method Conditions

Column: InfinityLab Poroshell 120 Chiral-T (10 cm x 4.6 mm, 2.7 µm)
Mobile phase: 30/70: Methanol/50 mM Ammonium Trifluoroacetate (pH 3.6)
Flow Rate: 0.5 mL/min
Temperature: Ambient (23 °C)
Injection Volume: 1.0 µL
Detection: UV 254 nm

フェニルアラニン

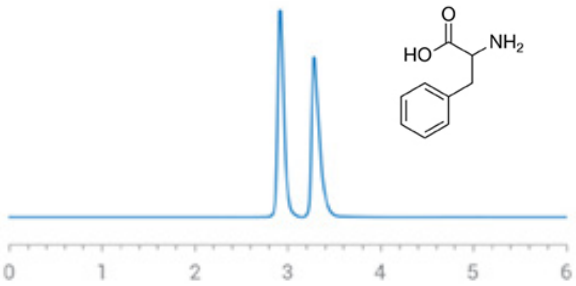

Retention (min): 2.92/3.29 (Peak1/Peak 2)
Resolution: 2.75

Method Conditions

Column: InfinityLab Poroshell 120 Chiral-T (10 cm x 4.6 mm, 2.7 µm)
Mobile phase: 30/70: Ethanol/50 mM Ammonium Formate (pH 3.6)
Flow Rate: 0.5 mL/min
Temperature: Ambient (23 °C)
Injection Volume: 1.0 µL
Detection: UV 220 nm

トリプトファン

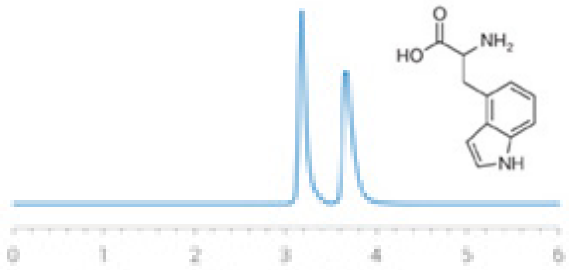

Retention (min): 3.17/3.66 (Peak1/Peak 2)
Resolution: 3.04

Method Conditions

Column: InfinityLab Poroshell 120 Chiral-T (10 cm x 4.6 mm, 2.7 µm)
Mobile phase: 30/70: Ethanol/50 mM Ammonium Formate (pH 3.6)
Flow Rate: 0.5 mL/min
Temperature: 45 °C
Injection Volume: 1.0 µL
Detection: UV 254 nm

α-アミノ-2-チオフェン酢酸

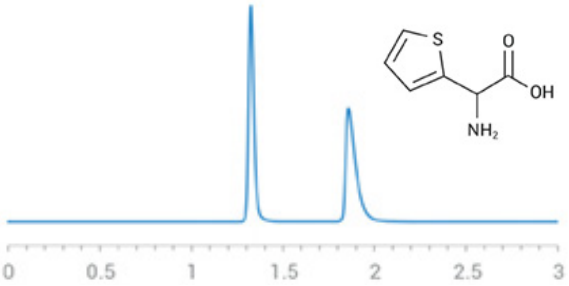

Retention (min): 1.33/1.86 (Peak1/Peak 2)
Resolution: 7.35

Method Conditions

Column: InfinityLab Poroshell 120 Chiral-T (10 cm x 4.6 mm, 2.7 µm)
Mobile phase: 30/70: Methanol/50 mM Ammonium Formate (pH 3.6)
Flow Rate: 1.0 mL/min
Temperature: 45 °C
Injection Volume: 1.0 µL
Detection: UV 254 nm

3-アミノ-3-フェニルプロパン酸

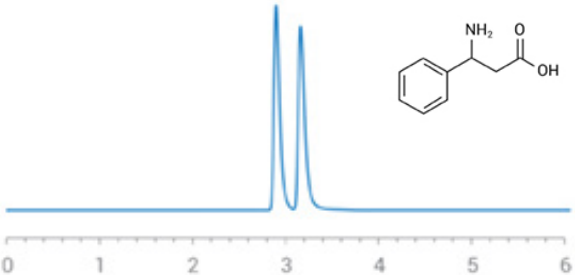

Retention (min): 2.90/3.16 (Peak1/Peak 2)
Resolution: 2.25

Method Conditions

Column: InfinityLab Poroshell 120 Chiral-V (10 cm x 4.6 mm, 2.7 µm)
Mobile phase: 90/10: Methanol/50 mM Ammonium Formate (pH 3.6)
Flow Rate: 0.5 mL/min
Temperature: 35 °C
Injection Volume: 1.0 µL
Detection: UV 210 nm

キヌレニン

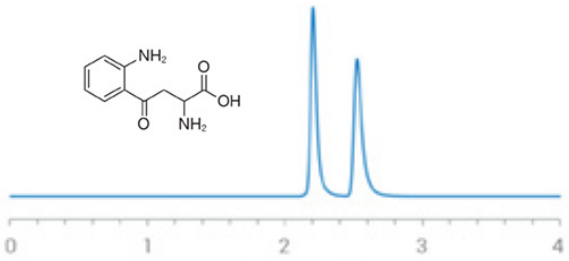

Retention (min): 2.21/2.54 (Peak1/Peak 2)
Resolution: 3.61

Method Conditions

Column: InfinityLab Poroshell 120 Chiral-V (15 cm x 4.6 mm, 2.7 µm)
Mobile phase: 30/70: Methanol/50 mM Ammonium Formate (pH 3.6)
Flow Rate: 1.0 mL/min
Temperature: 45 °C
Injection Volume: 1.0 µL
Detection: UV 230 nm

トリプトファンアミド

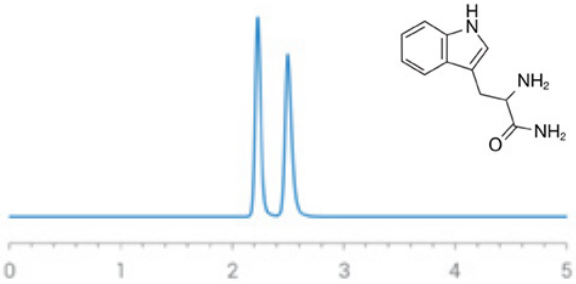

Retention (min): 2.23/2.50 (Peak1/Peak 2)
Resolution: 2.75

Method Conditions

Column: InfinityLab Poroshell 120 Chiral-V (10 cm x 4.6 mm, 2.7 µm)
Mobile phase: 90/10: Methanol/15 mM Ammonium Formate (pH 3.6)
Flow Rate: 1.0 mL/min
Temperature: Ambient (23 °C)
Injection Volume: 1.0 µL
Detection: UV 220 nm

3,4-ジヒドロキシフェニルアラニン (DOPA)

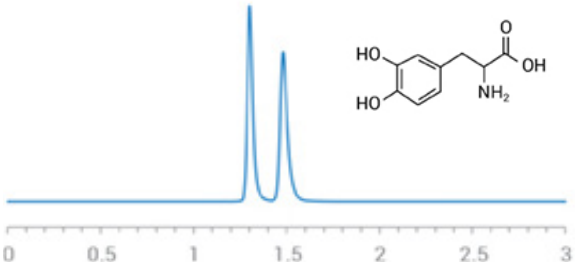

Retention (min): 1.30/1.48 (Peak1/Peak 2)
Resolution: 2.95

Method Conditions

Column: InfinityLab Poroshell 120 Chiral-T (10 cm x 4.6 mm, 2.7 µm)
Mobile phase: 30/70: Methanol/50 mM Ammonium Formate (pH 3.6)
Flow Rate: 1.0 mL/min
Temperature: 45 °C
Injection Volume: 1.0 µL
Detection: UV 230 nm

鎮痛剤

メサドン

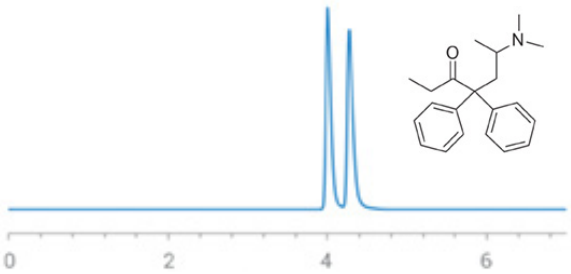

Retention (min): 4.00/4.27 (Peak1/Peak 2)
Resolution: 2.21

Method Conditions

Column: InfinityLab Poroshell 120 Chiral-CD (15 cm x 4.6 mm, 2.7 µm)
Mobile phase: 20/80: Acetonitrile/50 mM Ammonium Formate (pH 3.6)
Flow Rate: 0.7 mL/min
Temperature: 45 °C
Injection Volume: 1.0 µL
Detection: UV 230 nm

メサドン

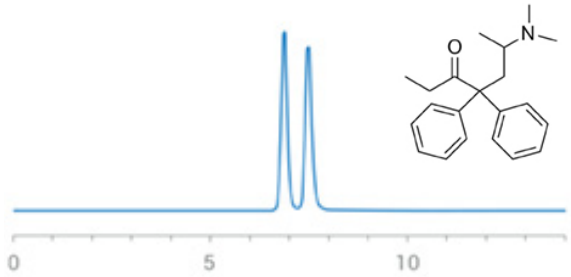

Retention (min): 6.88/7.49 (Peak1/Peak 2)
Resolution: 2.09

Method Conditions

Column: InfinityLab Poroshell 120 Chiral-V (10 cm x 4.6 mm, 2.7 µm)
Mobile phase: 90/10: Ethanol/15 mM Ammonium Formate (pH 3.6)
Flow Rate: 0.5 mL/min
Temperature: Ambient (23 °C)
Injection Volume: 1.0 µL
Detection: UV 254 nm

プログルミド

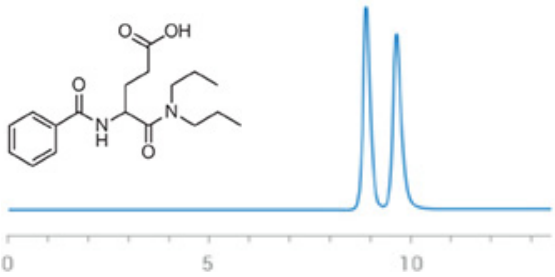

Retention (min): 8.90/9.65 (Peak1/Peak 2)
Resolution: 2.18

Method Conditions

Column: InfinityLab Poroshell 120 Chiral-T (10 cm x 4.6 mm, 2.7 µm)
Mobile phase: 30/70: Methanol/50 mM Ammonium Trifluoroacetate (pH 3.6)
Flow Rate: 0.3 mL/min
Temperature: 45 °C
Injection Volume: 1.0 µL
Detection: UV 220 nm

プログルミド

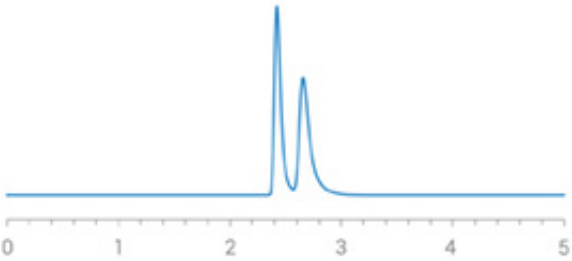

Retention (min): 2.42/2.66 (Peak1/Peak 2)
Resolution: 1.77

Method Conditions

Column: InfinityLab Poroshell 120 Chiral-V (10 cm x 4.6 mm, 2.7 µm)
Mobile phase: 60/40/0.3/0.2: Acetonitrile/Methanol/Acetic Acid/TEA
Flow Rate: 0.5 mL/min
Temperature: Ambient (23 °C)
Injection Volume: 1.0 µL
Detection: UV 220 nm

鎮痛剤

インドプロフェン

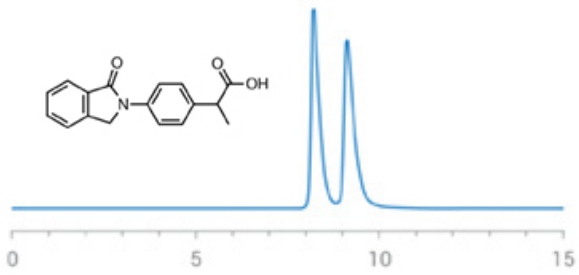

Retention (min): 8.22/9.13 (Peak1/Peak 2)
Resolution: 2.10

Method Conditions

Column: InfinityLab Poroshell 120 Chiral-T (10 cm x 4.6 mm, 2.7 µm)
Mobile phase: 30/70: Methanol/15 mM Ammonium Formate (pH 3.6)
Flow Rate: 0.5 mL/min
Temperature: 15 °C
Injection Volume: 1.0 µL
Detection: UV 254 nm

ケトロラック

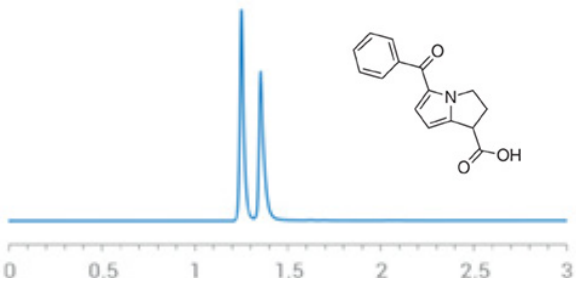

Retention (min): 1.25/1.35 (Peak1/Peak 2)
Resolution: 2.68

Method Conditions

Column: InfinityLab Poroshell 120 Chiral-T (10 cm x 4.6 mm, 2.7 µm)
Mobile phase: 100/0.3 wt %: Methanol/Ammonium Trifluoroacetate
Flow Rate: 1.0 mL/min
Temperature: 45 °C
Injection Volume: 1.0 µL
Detection: UV 220 nm

メトルファン

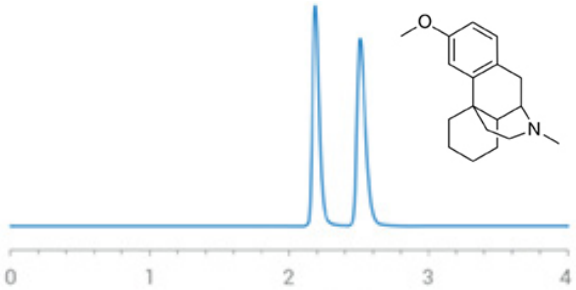

Retention (min): 2.19/2.51 (Peak1/Peak 2)
Resolution: 3.34

Method Conditions

Column: InfinityLab Poroshell 120 Chiral-V (10 cm x 4.6 mm, 2.7 µm)
Mobile phase: 80/20: Methanol/15 mM Ammonium Formate (pH 3.6)
Flow Rate: 1.0 mL/min
Temperature: Ambient (23 °C)
Injection Volume: 1.0 µL
Detection: UV 220 nm

ネホパム

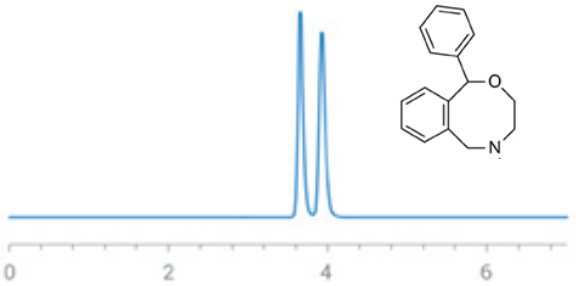

Retention (min): 3.66/3.93 (Peak1/Peak 2)
Resolution: 2.10

Method Conditions

Column: InfinityLab Poroshell 120 Chiral-V (10 cm x 4.6 mm, 2.7 µm)
Mobile phase: 100/0.1 wt %: Methanol/Ammonium Trifluoroacetate
Flow Rate: 0.7 mL/min
Temperature: 45 °C
Injection Volume: 1.0 µL
Detection: UV 220 nm

鎮痛剤

トラマドール

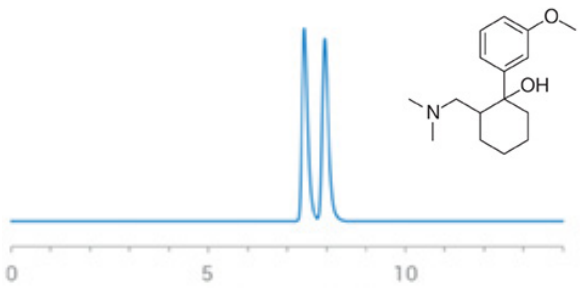

Retention (min): 7.44/7.95 (Peak1/Peak 2)
Resolution: 1.90

Method Conditions

Column: InfinityLab Poroshell 120 Chiral-V (15 cm x 4.6 mm, 2.7 µm)
Mobile phase: 30/70: Methanol/50 mM Ammonium Formate (pH 3.6)
Flow Rate: 0.3 mL/min
Temperature: 45 °C
Injection Volume: 1.0 µL
Detection: UV 230 nm

麻酔薬

ヘキソバルビタール

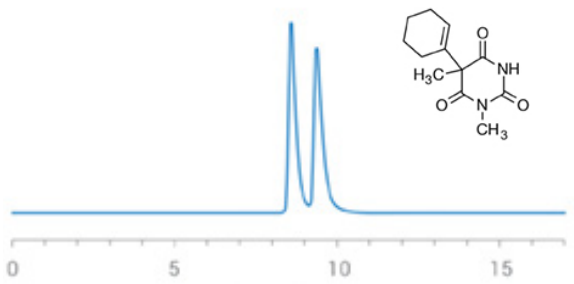

Retention (min): 4.63/4.99 (Peak1/Peak 2)
Resolution: 1.54

Method Conditions

Column: InfinityLab Poroshell 120 Chiral-T (10 cm x 4.6 mm, 2.7 µm)
Mobile phase: 30/70: Methanol/15 mM Ammonium Formate (pH 3.6)
Flow Rate: 0.5 mL/min
Temperature: Ambient (23 °C)
Injection Volume: 1.0 µL
Detection: UV 220 nm

ヘキソバルビタール

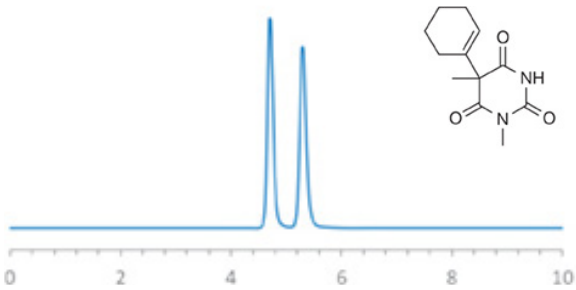

Retention (min): 4.70/5.29 (Peak1/Peak 2)
Resolution: 2.92

Method Conditions

Column: InfinityLab Poroshell 120 Chiral-V (10 cm x 4.6 mm, 2.7 µm)
Mobile phase: 30/70: Methanol/15 mM Ammonium Formate (pH 3.6)
Flow Rate: 0.5 mL/min
Temperature: Ambient (23 °C)
Injection Volume: 1.0 µL
Detection: UV 220 nm

メピバカイン

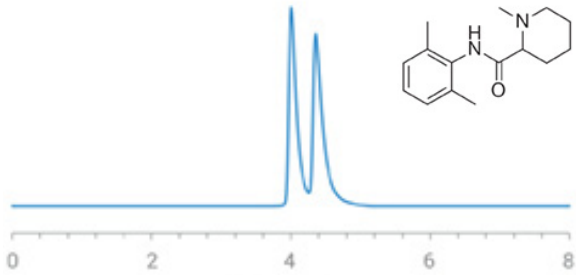

Retention (min): 4.01/4.36 (Peak1/Peak 2)
Resolution: 1.42

Method Conditions

Column: InfinityLab Poroshell 120 Chiral-T (10 cm x 4.6 mm, 2.7 µm)
Mobile phase: 100/0.2/0.05: Methanol/Acetic Acid/Ammonium Hydroxide
Flow Rate: 1.0 mL/min
Temperature: Ambient (23 °C)
Injection Volume: 1.0 µL
Detection: UV 220 nm

メピバカイン

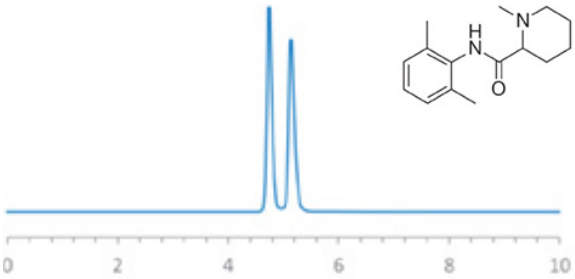

Retention (min): 4.75/5.14 (Peak1/Peak 2)
Resolution: 2.25

Method Conditions

Column: InfinityLab Poroshell 120 Chiral-V (10 cm x 4.6 mm, 2.7 µm)
Mobile phase: 90/10: Methanol/15 mM Ammonium Formate (pH 3.6)
Flow Rate: 0.5 mL/min
Temperature: 30 °C
Injection Volume: 1.0 µL
Detection: UV 220 nm

麻酔薬

ブピバカイン

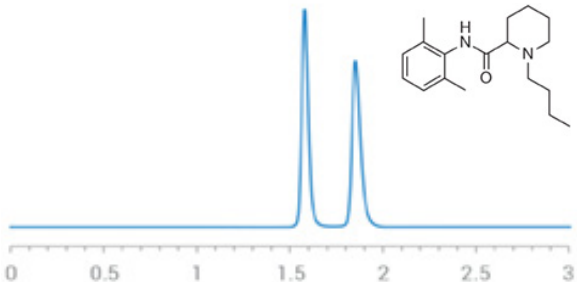

Retention (min): 1.58/1.85 (Peak1/Peak 2)
Resolution: 3.76

Method Conditions

Column: InfinityLab Poroshell 120 Chiral-V (10 cm x 4.6 mm, 2.7 µm)
Mobile phase: 100/0.1 wt %: Methanol/Ammonium Trifluoroacetate
Flow Rate: 1.0 mL/min
Temperature: Ambient (23 °C)
Injection Volume: 1.0 µL
Detection: UV 220 nm

メホバルビタール

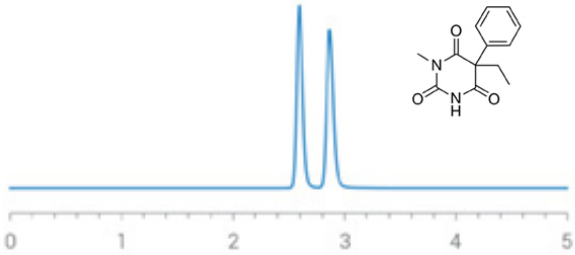

Retention (min): 2.60/2.87 (Peak1/Peak 2)
Resolution: 2.63

Method Conditions

Column: InfinityLab Poroshell 120 Chiral-V (10 cm x 4.6 mm, 2.7 µm)
Mobile phase: 30/70: Methanol/15 mM Ammonium Formate (pH 3.6)
Flow Rate: 1.0 mL/min
Temperature: 45 °C
Injection Volume: 1.0 µL
Detection: UV 220 nm

プリロカイン

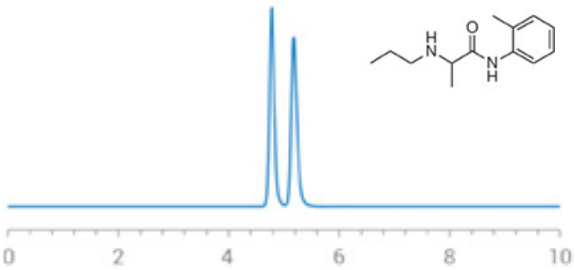

Retention (min): 4.78/5.18 (Peak1/Peak 2)
Resolution: 2.31

Method Conditions

Column: InfinityLab Poroshell 120 Chiral-V (10 cm x 4.6 mm, 2.7 µm)
Mobile phase: 100/0.2/0.1: Methanol/Acetic Acid/Triethylamine
Flow Rate: 0.5 mL/min
Temperature: Ambient (23 °C)
Injection Volume: 1.0 µL
Detection: UV 230 nm

抗凝血剤

クマクロル

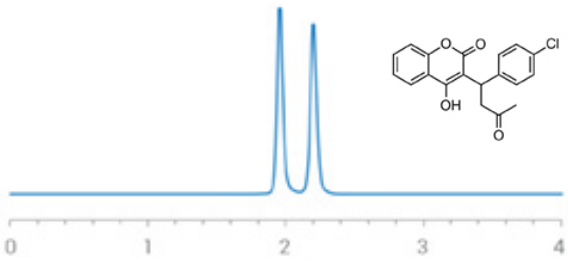

Retention (min): 1.96/2.20 (Peak1/Peak 2)
Resolution: 3.06

Method Conditions

Column: InfinityLab Poroshell 120 Chiral-T (10 cm x 4.6 mm, 2.7 µm)
Mobile phase: 30/70: Acetonitrile/15 mM Ammonium Acetate (pH 3.6)
Flow Rate: 1.0 mL/min
Temperature: 45 °C
Injection Volume: 1.0 µL
Detection: UV 220 nm

ワルファリン

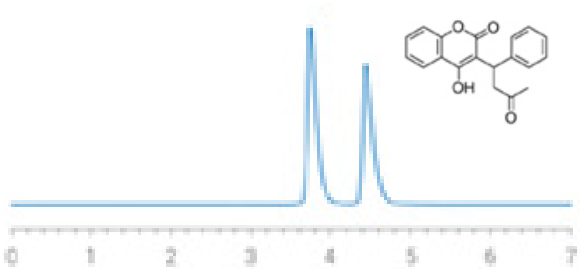

Retention (min): 3.75/4.45 (Peak1/Peak 2)
Resolution: 3.38

Method Conditions

Column: InfinityLab Poroshell 120 Chiral-T (10 cm x 4.6 mm, 2.7 µm)
Mobile phase: 30/70: Methanol/50 mM Ammonium Formate (pH 3.6)
Flow Rate: 1.0 mL/min
Temperature: 45 °C
Injection Volume: 1.0 µL
Detection: UV 230 nm

抗けいれん薬

フェンスクシミド

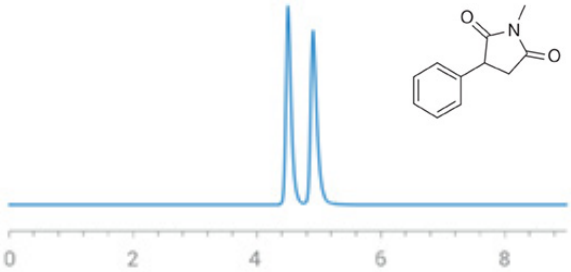

Retention (min): 4.50/4.91 (Peak1/Peak 2)
Resolution: 2.37

Method Conditions

Column: InfinityLab Poroshell 120 Chiral-T (10 cm x 4.6 mm, 2.7 µm)
Mobile phase: 30/70: Methanol/15 mM Ammonium Formate (pH 3.6)
Flow Rate: 0.5 mL/min
Temperature: Ambient (23 °C)
Injection Volume: 0.5 µL
Detection: UV 220 nm

フェンスクシミド

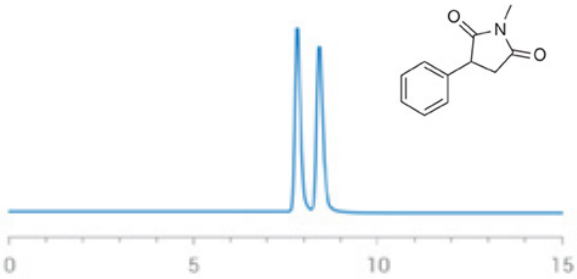

Retention (min): 7.83/8.43 (Peak1/Peak 2)
Resolution: 2.04

Method Conditions

Column: InfinityLab Poroshell 120 Chiral-V (10 cm x 4.6 mm, 2.7 µm)
Mobile phase: 30/70: Methanol/15 mM Ammonium Formate (pH 3.6)
Flow Rate: 0.3 mL/min
Temperature: Ambient (23 °C)
Injection Volume: 1.0 µL
Detection: UV 230 nm

α-メチル-α-フェニルスクシンイミド

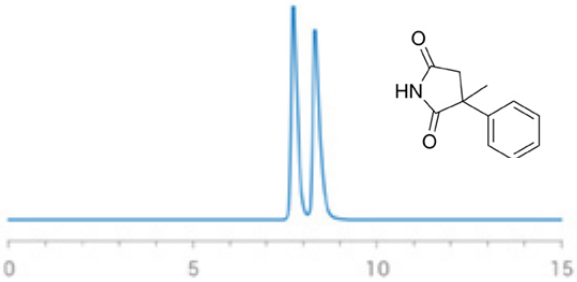

Retention (min): 7.73/8.32 (Peak1/Peak 2)
Resolution: 1.92

Method Conditions

Column: InfinityLab Poroshell 120 Chiral-T (10 cm x 4.6 mm, 2.7 µm)
Mobile phase: 30/70: Methanol/50 mM Ammonium Formate (pH 3.6)
Flow Rate: 0.3 mL/min
Temperature: 25 °C
Injection Volume: 1.0 µL
Detection: UV 230 nm

抗うつ剤

ブプロピオン

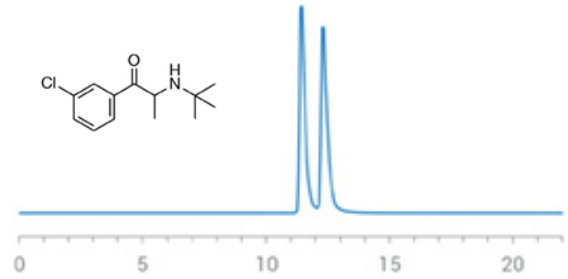

Retention (min): 4.63/4.99 (Peak1/Peak 2)
Resolution: 1.54

Method Conditions

Column: InfinityLab Poroshell 120 Chiral-CD (10 cm x 4.6 mm, 2.7 µm)
Mobile phase: 30/70: Methanol/15 mM Ammonium Formate (pH 3.6)
Flow Rate: 0.5 mL/min
Temperature: Ambient (23 °C)
Injection Volume: 1.0 µL
Detection: UV 220 nm

テマゼパム

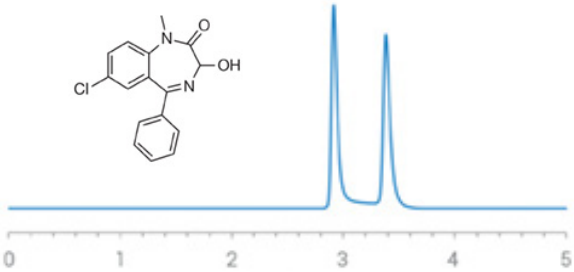

Retention (min): 2.92/3.38 (Peak1/Peak 2)
Resolution: 4.63

Method Conditions

Column: InfinityLab Poroshell 120 Chiral-CD (15 cm x 4.6 mm, 2.7 µm)
Mobile phase: 20/80: Acetonitrile/50 mM Ammonium Formate (pH 3.6)
Flow Rate: 1.0 mL/min
Temperature: Ambient (23 °C)
Injection Volume: 1.0 µL
Detection: UV 230 nm

ロラゼパム

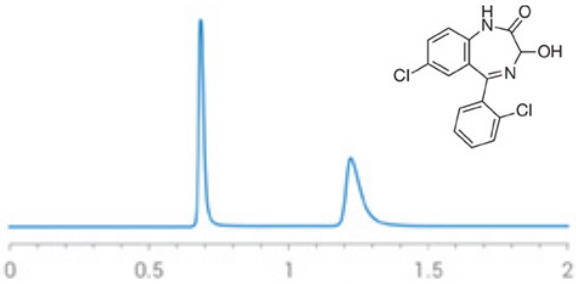

Retention (min): 0.69/1.22 (Peak1/Peak 2)
Resolution: 8.65

Method Conditions

Column: InfinityLab Poroshell 120 Chiral-T (10 cm x 4.6 mm, 2.7 µm)
Mobile phase: 100: Methanol
Flow Rate: 2.0 mL/min
Temperature: Ambient (23 °C)
Injection Volume: 1.0 µL
Detection: UV 220 nm

ロルメタゼパム

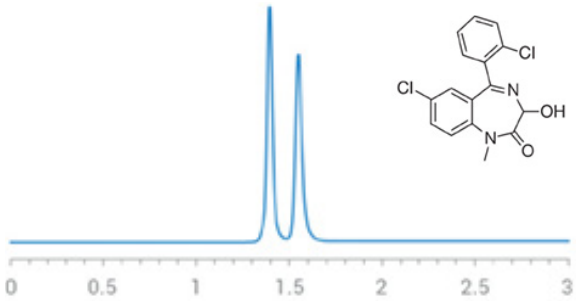

Retention (min): 1.40/1.55 (Peak1/Peak 2)
Resolution: 2.71

Method Conditions

Column: InfinityLab Poroshell 120 Chiral-T (10 cm x 4.6 mm, 2.7 µm)
Mobile phase: 100: Methanol
Flow Rate: 1.0 mL/min
Temperature: 10 °C
Injection Volume: 1.0 µL
Detection: UV 220 nm

抗うつ剤

ミアンセリン

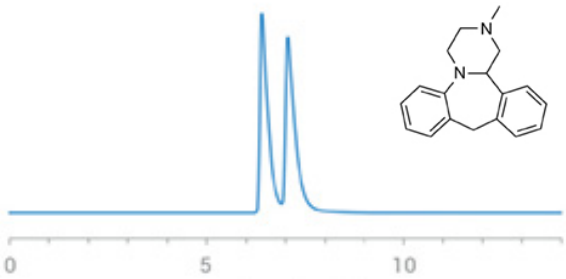

Retention (min): 6.41/7.06 (Peak1/Peak 2)
Resolution: 1.50

Method Conditions

Column: InfinityLab Poroshell 120 Chiral-T (10 cm x 4.6 mm, 2.7 µm)
Mobile phase: 100/0.1 wt %: Methanol/Ammonium Trifluoroacetate
Flow Rate: 1.0 mL/min
Temperature: Ambient (23 °C)
Injection Volume: 1.0 µL
Detection: UV 254 nm

ミアンセリン

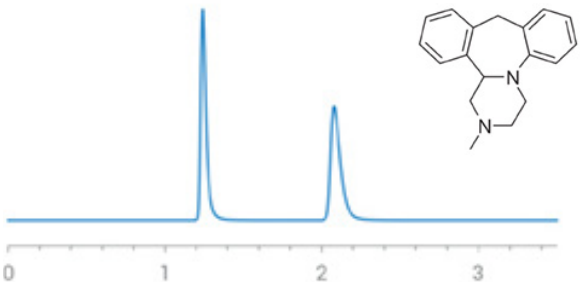

Retention (min): 1.24/2.08 (Peak1/Peak 2)
Resolution: 9.77

Method Conditions

Column: InfinityLab Poroshell 120 Chiral-V (10 cm x 4.6 mm, 2.7 µm)
Mobile phase: 100/0.1 wt %: Methanol/Ammonium Trifluoroacetate
Flow Rate: 2.0 mL/min
Temperature: 45 °C
Injection Volume: 1.0 µL
Detection: UV 230 nm

オキサゼパム

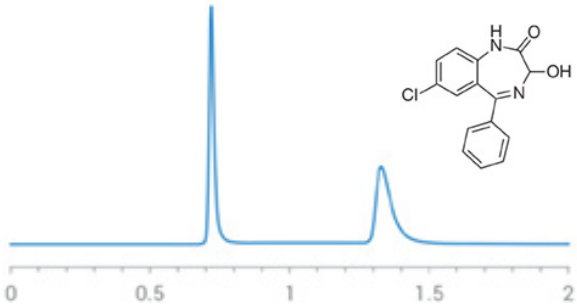

Retention (min): 0.72/1.33 (Peak1/Peak 2)
Resolution: 9.49

Method Conditions

Column: InfinityLab Poroshell 120 Chiral-T (10 cm x 4.6 mm, 2.7 µm)
Mobile phase: 100: Methanol
Flow Rate: 2.0 mL/min
Temperature: Ambient (23 °C)
Injection Volume: 1.0 µL
Detection: UV 220 nm

フルオキセチン

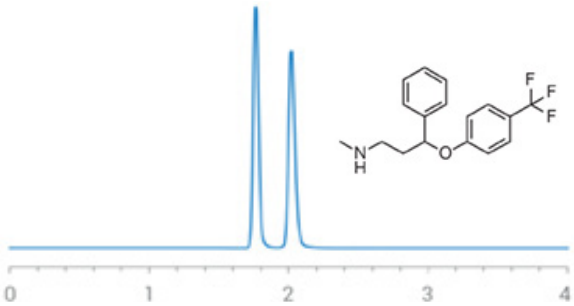

Retention (min): 1.76/2.02 (Peak1/Peak 2)
Resolution: 3.46

Method Conditions

Column: InfinityLab Poroshell 120 Chiral-V (10 cm x 4.6 mm, 2.7 µm)
Mobile phase: 100/0.1 wt %: Methanol/Ammonium Trifluoroacetate
Flow Rate: 1.0 mL/min
Temperature: Ambient (23 °C)
Injection Volume: 1.0 µL
Detection: UV 220 nm

抗うつ剤

トラニルシプロミン

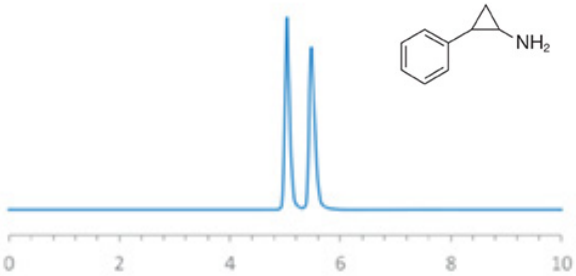

Retention (min): 5.04/5.48 (Peak1/Peak 2)
Resolution: 2.53

Method Conditions

Column: InfinityLab Poroshell 120 Chiral-V (10 cm x 4.6 mm, 2.7 µm)
Mobile phase: 90/10: Methanol/15 mM Ammonium Formate (pH 3.6)
Flow Rate: 0.5 mL/min
Temperature: 30 °C
Injection Volume: 1.0 µL
Detection: UV 220 nm

トリミプラミン

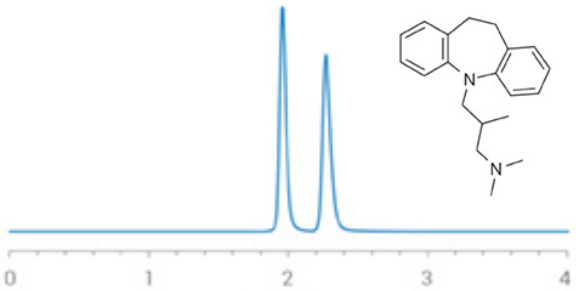

Retention (min): 1.95/2.27 (Peak1/Peak 2)
Resolution: 3.37

Method Conditions

Column: InfinityLab Poroshell 120 Chiral-V (10 cm x 4.6 mm, 2.7 µm)
Mobile phase: 100/0.1 wt %: Methanol/Ammonium Trifluoroacetate
Flow Rate: 1.0 mL/min
Temperature: Ambient (23 °C)
Injection Volume: 1.0 µL
Detection: UV 220 nm

ベンラファキシン

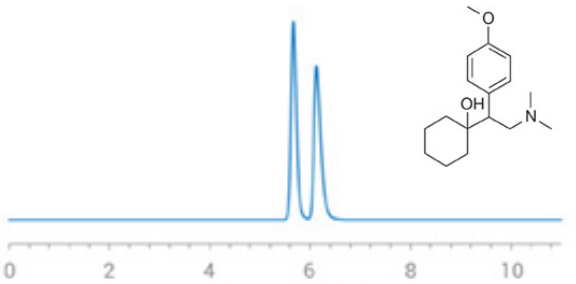

Retention (min): 5.67/6.13 (Peak1/Peak 2)
Resolution: 2.12

Method Conditions

Column: InfinityLab Poroshell 120 Chiral-V (10 cm x 4.6 mm, 2.7 µm)
Mobile phase: 100/0.2/0.1: Methanol/Acetic Acid/Triethylamine
Flow Rate: 0.5 mL/min
Temperature: Ambient (23 °C)
Injection Volume: 1.0 µL
Detection: UV 230 nm

ベータブロッカー

アセブトロール

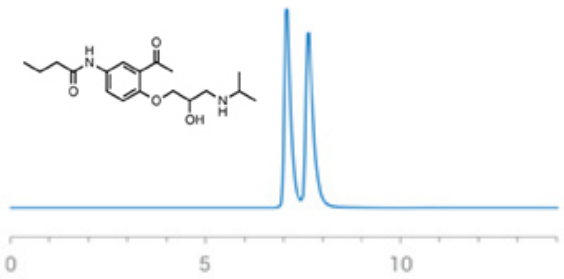

Retention (min): 7.08/7.63 (Peak1/Peak 2)
Resolution: 1.76

Method Conditions

Column: InfinityLab Poroshell 120 Chiral-T (10 cm x 4.6 mm, 2.7 µm)
Mobile phase: 100/0.2/0.05: Methanol/Acetic Acid/Ammonium Hydroxide
Flow Rate: 1.0 mL/min
Temperature: Ambient (23 °C)
Injection Volume: 1.0 µL
Detection: UV 220 nm

アセブトロール

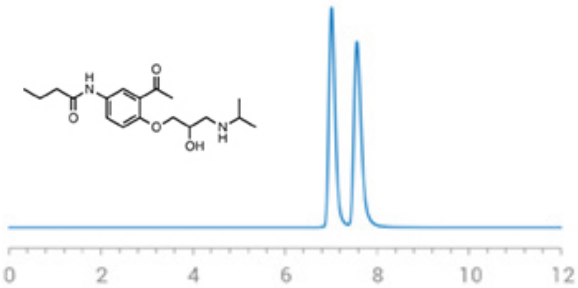

Retention (min): 7.01/7.56 (Peak1/Peak 2)
Resolution: 2.12

Method Conditions

Column: InfinityLab Poroshell 120 Chiral-V (15 cm x 4.6 mm, 2.7 µm)
Mobile phase: 100/0.2/0.1: Methanol/Acetic Acid/Triethylamine
Flow Rate: 0.5 mL/min
Temperature: Ambient (23 °C)
Injection Volume: 1.0 µL
Detection: UV 230 nm

アルプレノロール

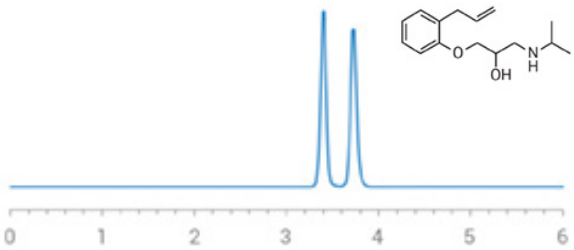

Retention (min): 3.40/3.73 (Peak1/Peak 2)
Resolution: 2.78

Method Conditions

Column: InfinityLab Poroshell 120 Chiral-T (10 cm x 4.6 mm, 2.7 µm)
Mobile phase: 60/40/0.3/0.2: Acetonitrile/Methanol/Acetic Acid/TEA
Flow Rate: 1.0 mL/min
Temperature: Ambient (23 °C)
Injection Volume: 1.0 µL
Detection: UV 230 nm

アルプレノロール

Retention (min): 2.84/3.08 (Peak1/Peak 2)
Resolution: 2.31

Method Conditions

Column: InfinityLab Poroshell 120 Chiral-V (10 cm x 4.6 mm, 2.7 µm)
Mobile phase: 100/0.2/0.05: Methanol/Acetic Acid/Ammonium Hydroxide
Flow Rate: 0.8 mL/min
Temperature: Ambient (23 °C)
Injection Volume: 1.0 µL
Detection: UV 230 nm

ベータブロッカー

アテノロール

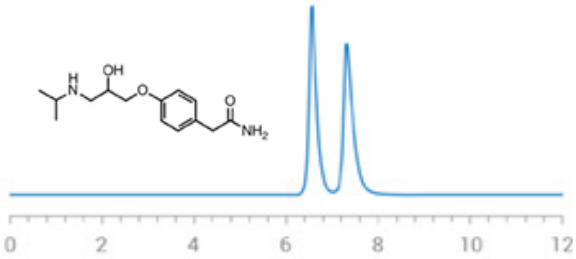

Retention (min): 6.56/7.31 (Peak1/Peak 2)
Resolution: 2.46

Method Conditions

Column: InfinityLab Poroshell 120 Chiral-T (10 cm x 4.6 mm, 2.7 µm)
Mobile phase: 100/0.2/0.1: Methanol/Acetic Acid/Triethylamine
Flow Rate: 1.0 mL/min
Temperature: Ambient (23 °C)
Injection Volume: 1.0 µL
Detection: UV 220 nm

アテノロール

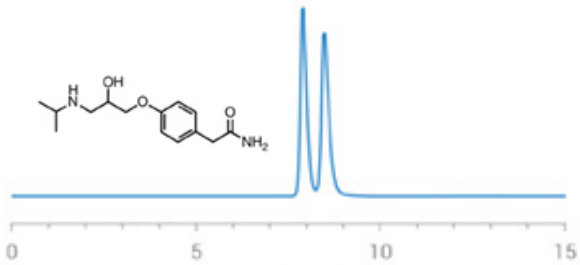

Retention (min): 7.91/8.49 (Peak1/Peak 2)
Resolution: 1.76

Method Conditions

Column: InfinityLab Poroshell 120 Chiral-V (10 cm x 4.6 mm, 2.7 µm)
Mobile phase: 100/0.2/0.05: Methanol/Acetic Acid/Ammonium Hydroxide
Flow Rate: 0.5 mL/min
Temperature: Ambient (23 °C)
Injection Volume: 1.0 µL
Detection: UV 220 nm

エスモロール

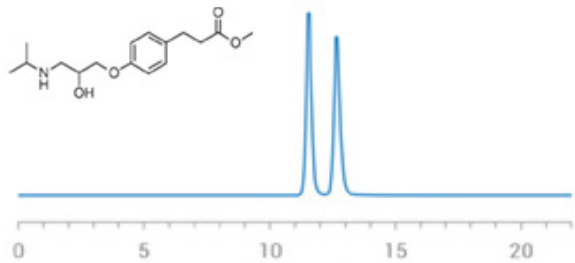

Retention (min): 11.55 /12.66 (Peak1/Peak 2)
Resolution: 2.70

Method Conditions

Column: InfinityLab Poroshell 120 Chiral-T (10 cm x 4.6 mm, 2.7 µm)
Mobile phase: 100/0.1 wt %: Methanol/Ammonium Formate
Flow Rate: 0.3 mL/min
Temperature: Ambient (23 °C)
Injection Volume: 1.0 µL
Detection: UV 220 nm

エスモロール

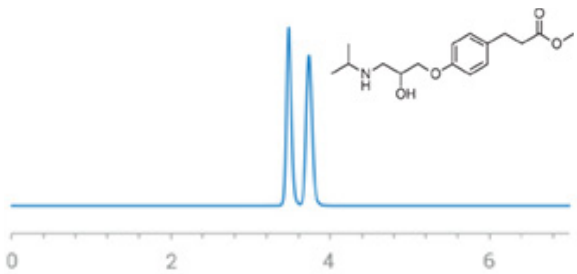

Retention (min): 3.48/3.73 (Peak1/Peak 2)
Resolution: 2.02

Method Conditions

Column: InfinityLab Poroshell 120 Chiral-V (10 cm x 4.6 mm, 2.7 µm)
Mobile phase: 100/0.2/0.05: Methanol/Acetic Acid/Ammonium Hydroxide
Flow Rate: 0.7 mL/min
Temperature: Ambient (23 °C)
Injection Volume: 1.0 µL
Detection: UV 220 nm

ベータブロッカー

イソプロテレノール

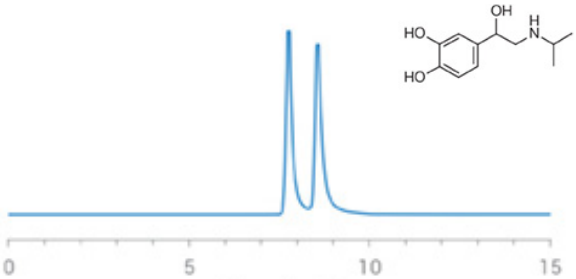

Retention (min): 7.76/8.56 (Peak1/Peak 2)
Resolution: 2.70

Method Conditions

Column: InfinityLab Poroshell 120 Chiral-T (10 cm x 4.6 mm, 2.7 µm)
Mobile phase: 100/0.2/0.1: Methanol/Trifluoroacetate/Ammonium Hydroxide
Flow Rate: 0.7 mL/min
Temperature: 45 °C
Injection Volume: 1.0 µL
Detection: UV 230 nm

イソプロテレノール

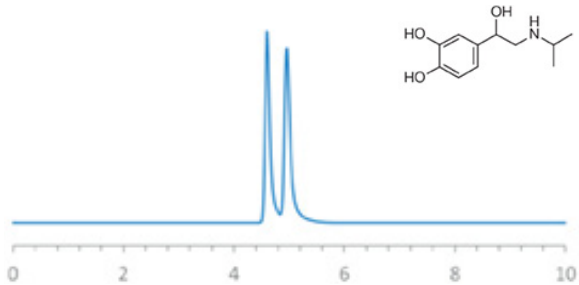

Retention (min): 4.60/4.96 (Peak1/Peak 2)
Resolution: 1.0

Method Conditions

Column: InfinityLab Poroshell 120 Chiral-V (10 cm x 4.6 mm, 2.7 µm)
Mobile phase: 100/0.2/0.05: Methanol/Acetic Acid/Ammonium Hydroxide
Flow Rate: 0.5 mL/min
Temperature: Ambient (23 °C)
Injection Volume: 1.0 µL
Detection: UV 220 nm

メタプロテレノール

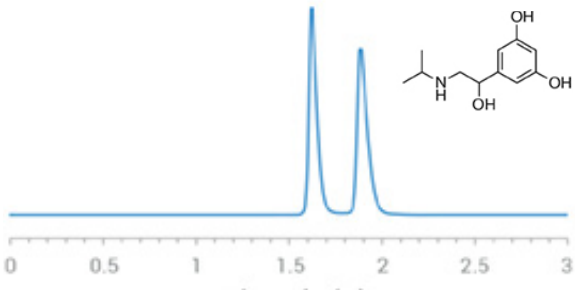

Retention (min): 1.62/1.89 (Peak1/Peak 2)
Resolution: 3.01

Method Conditions

Column: InfinityLab Poroshell 120 Chiral-T (10 cm x 4.6 mm, 2.7 µm)
Mobile phase: 60/40/0.3/0.2: Acetonitrile/Methanol/Acetic Acid/TEA
Flow Rate: 3.5 mL/min
Temperature: 45 °C
Injection Volume: 1.0 µL
Detection: UV 230 nm

メタプロテレノール

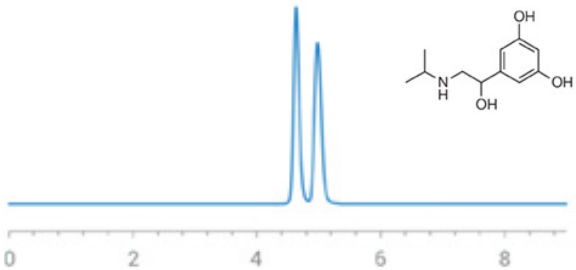

Retention (min): 4.63/4.98 (Peak1/Peak 2)
Resolution: 1.89

Method Conditions

Column: InfinityLab Poroshell 120 Chiral-V (10 cm x 4.6 mm, 2.7 µm)
Mobile phase: 100/0.2/0.05: Methanol/Acetic Acid/Ammonium Hydroxide
Flow Rate: 0.5 mL/min
Temperature: Ambient (23 °C)
Injection Volume: 1.0 µL
Detection: UV 230 nm

ベータブロッカー

メトプロロール

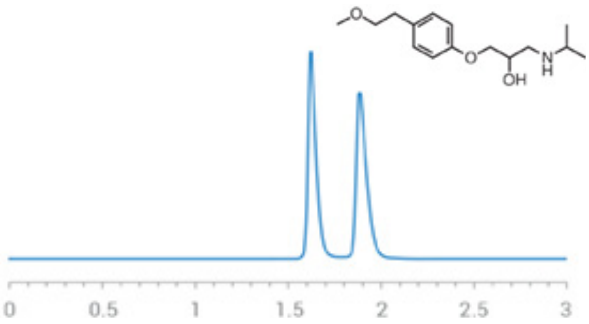

Retention (min): 1.62/1.89 (Peak1/Peak 2)
Resolution: 3.01

Method Conditions

Column: InfinityLab Poroshell 120 Chiral-T (10 cm x 4.6 mm, 2.7 µm)
Mobile phase: 60/40/0.3/0.2: Acetonitrile/Methanol/Acetic Acid/TEA
Flow Rate: 3.5 mL/min
Temperature: 45 °C
Injection Volume: 1.0 µL
Detection: UV 230 nm

メトプロロール

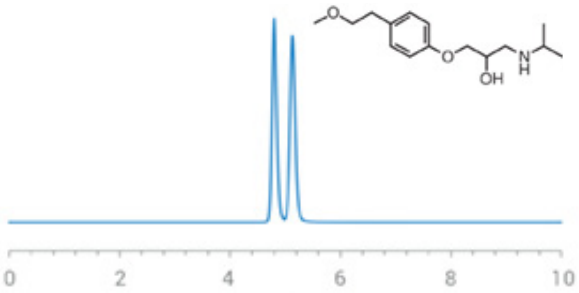

Retention (min): 4.80/5.13 (Peak1/Peak 2)
Resolution: 1.99

Method Conditions

Column: InfinityLab Poroshell 120 Chiral-V (10 cm x 4.6 mm, 2.7 µm)
Mobile phase: 100/0.2/0.05: Methanol/Acetic Acid/Ammonium Hydroxide
Flow Rate: 0.3 mL/min
Temperature: Ambient (23 °C)
Injection Volume: 1.0 µL
Detection: UV 220 nm

ピンドロール

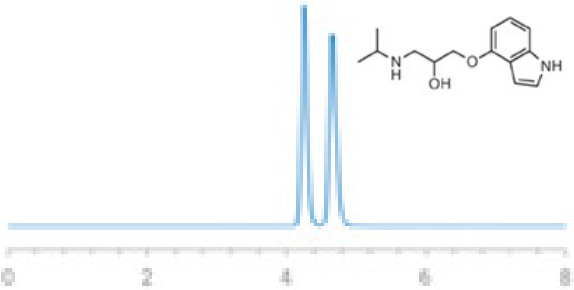

Retention (min): 4.25/4.66 (Peak1/Peak 2)
Resolution: 2.56

Method Conditions

Column: InfinityLab Poroshell 120 Chiral-T (10 cm x 4.6 mm, 2.7 µm)
Mobile phase: 60/40/0.3/0.2: Acetonitrile/Methanol/Acetic Acid/TEA
Flow Rate: 1.0 mL/min
Temperature: Ambient (23 °C)
Injection Volume: 1.0 µL
Detection: UV 230 nm

ピンドロール

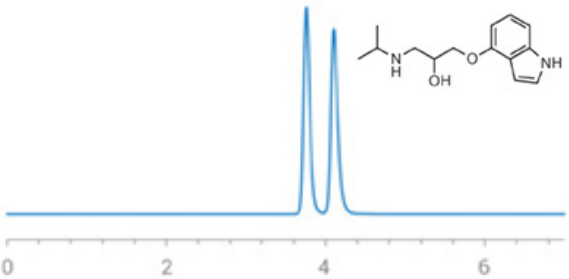

Retention (min): 3.76/4.01 (Peak1/Peak 2)
Resolution: 2.33

Method Conditions

Column: InfinityLab Poroshell 120 Chiral-V (10 cm x 4.6 mm, 2.7 µm)
Mobile phase: 100/0.2/0.05: Methanol/Acetic Acid/Ammonium Hydroxide
Flow Rate: 0.7 mL/min
Temperature: Ambient (23 °C)
Injection Volume: 1.0 µL
Detection: UV 230 nm

ベータブロッカー

プロプラノロール

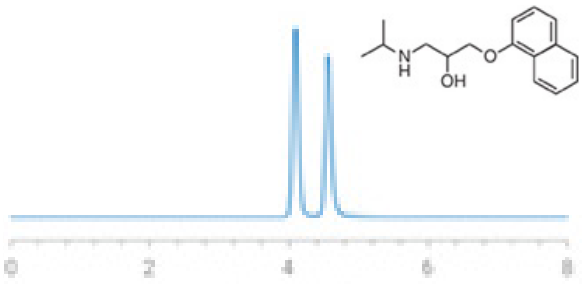

Retention (min): 4.09/4.56 (Peak1/Peak 2)
Resolution: 3.11

Method Conditions

Column: InfinityLab Poroshell 120 Chiral-T (10 cm x 4.6 mm, 2.7 µm)
Mobile phase: 60/40/0.3/0.2: Acetonitrile/Methanol/Acetic Acid/TEA
Flow Rate: 1.0 mL/min
Temperature: Ambient (23 °C)
Injection Volume: 1.0 µL
Detection: UV 230 nm

プロプラノロール

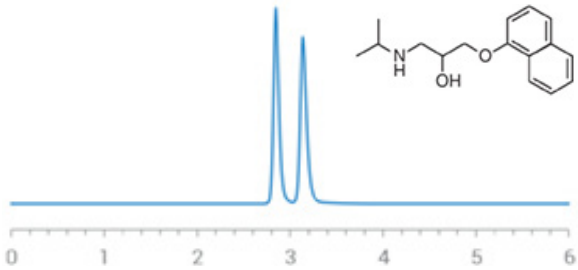

Retention (min): 2.85/3.14 (Peak1/Peak 2)
Resolution: 2.45

Method Conditions

Column: InfinityLab Poroshell 120 Chiral-V (10 cm x 4.6 mm, 2.7 µm)
Mobile phase: 100/0.2/0.05: Methanol/Acetic Acid/Ammonium Hydroxide
Flow Rate: 1.0 mL/min
Temperature: Ambient (23 °C)
Injection Volume: 1.0 µL
Detection: UV 230 nm

サルブタモール

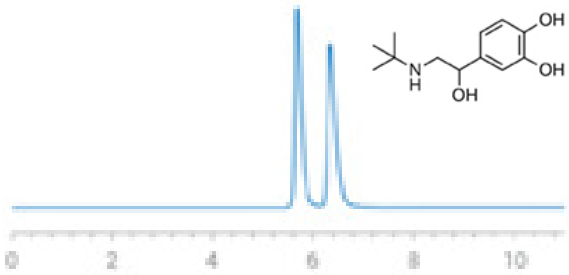

Retention (min): 5.69/6.34 (Peak1/Peak 2)
Resolution: 2.66

Method Conditions

Column: InfinityLab Poroshell 120 Chiral-T (10 cm x 4.6 mm, 2.7 µm)
Mobile phase: 60/40/0.3/0.2: Acetonitrile/Methanol/Acetic Acid/TEA
Flow Rate: 1.0 mL/min
Temperature: 45 °C
Injection Volume: 1.0 µL
Detection: UV 230 nm

サルブタモール

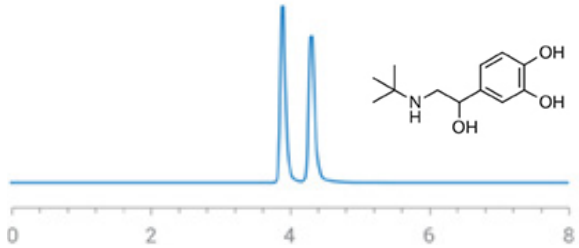

Retention (min): 3.89/4.30 (Peak1/Peak 2)
Resolution: 2.90

Method Conditions

Column: InfinityLab Poroshell 120 Chiral-V (10 cm x 4.6 mm, 2.7 µm)
Mobile phase: 100/0.2/0.05: Methanol/Acetic Acid/Ammonium Hydroxide
Flow Rate: 0.5 mL/min
Temperature: Ambient (23 °C)
Injection Volume: 1.0 µL
Detection: UV 220 nm

ベータブロッカー

ソタロール

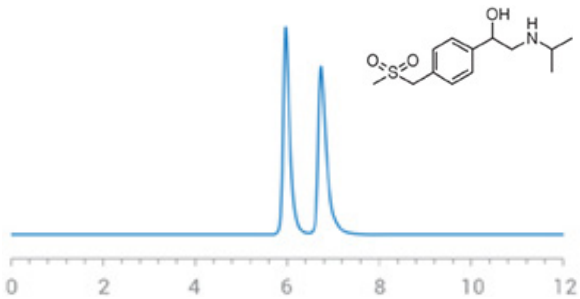

Retention (min): 5.97/6.73 (Peak1/Peak 2)
Resolution: 2.77

Method Conditions

Column: InfinityLab Poroshell 120 Chiral-T (10 cm x 4.6 mm, 2.7 µm)
Mobile phase: 60/40/0.3/0.2: Acetonitrile/Methanol/Acetic Acid/TEA
Flow Rate: 1.0 mL/min
Temperature: Ambient (23 °C)
Injection Volume: 1.0 µL
Detection: UV 220 nm

ソタロール

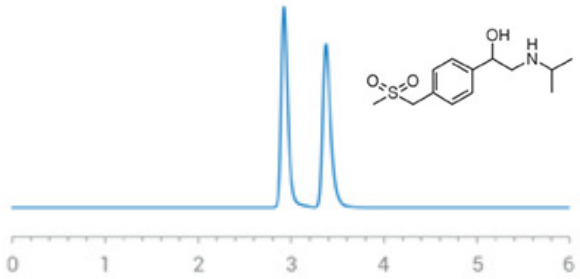

Retention (min): 2.93/3.38 (Peak1/Peak 2)
Resolution: 3.28

Method Conditions

Column: InfinityLab Poroshell 120 Chiral-V (10 cm x 4.6 mm, 2.7 µm)
Mobile phase: 100/0.2/0.05: Methanol/Acetic Acid/Ammonium Hydroxide
Flow Rate: 1.0 mL/min
Temperature: Ambient (23 °C)
Injection Volume: 1.0 µL
Detection: UV 230 nm

テルブタリン

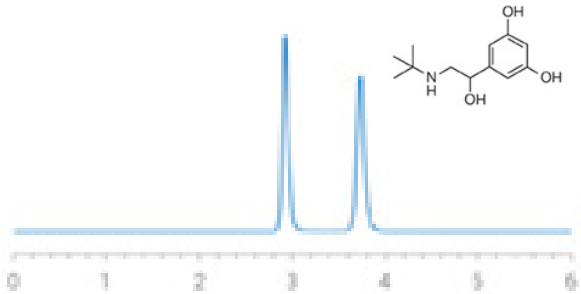

Retention (min): 2.92/3.74 (Peak1/Peak 2)
Resolution: 6.48

Method Conditions

Column: InfinityLab Poroshell 120 Chiral-T (10 cm x 4.6 mm, 2.7 µm)
Mobile phase: 100/0.2/0.1: Methanol/Acetic Acid/Triethylamine
Flow Rate: 1.0 mL/min
Temperature: Ambient (23 °C)
Injection Volume: 1.0 µL
Detection: UV 220 nm

テルブタリン

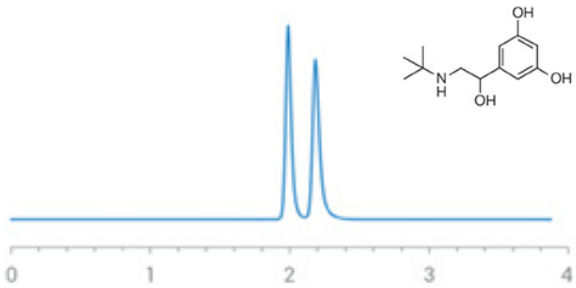

Retention (min): 1.99/2.18 (Peak1/Peak 2)
Resolution: 2.34

Method Conditions

Column: InfinityLab Poroshell 120 Chiral-V (10 cm x 4.6 mm, 2.7 µm)
Mobile phase: 100/0.2/0.05: Methanol/Acetic Acid/Ammonium Hydroxide
Flow Rate: 1.0 mL/min
Temperature: Ambient (23 °C)
Injection Volume: 1.0 µL
Detection: UV 230 nm

ベータブロッカー

ツロブテロール

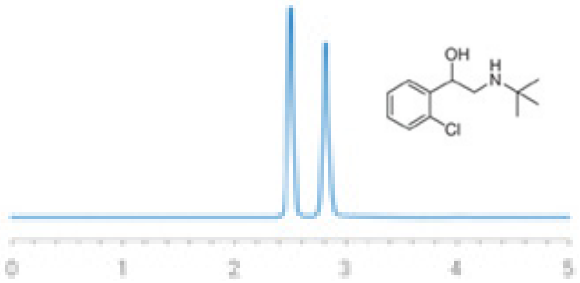

Retention (min): 2.50/2.82 (Peak1/Peak 2)
Resolution: 3.51

Method Conditions

Column: InfinityLab Poroshell 120 Chiral-T (10 cm x 4.6 mm, 2.7 µm)
Mobile phase: 100/0.2/0.1: Methanol/Acetic Acid/Triethylamine
Flow Rate: 1.0 mL/min
Temperature: Ambient (23 °C)
Injection Volume: 1.0 µL
Detection: UV 220 nm

ツロブテロール

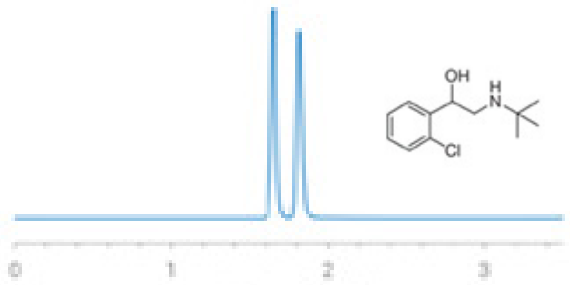

Retention (min): 1.65/1.82 (Peak1/Peak 2)
Resolution: 2.94

Method Conditions

Column: InfinityLab Poroshell 120 Chiral-V (10 cm x 4.6 mm, 2.7 µm)
Mobile phase: 100/0.2/0.05: Methanol/Acetic Acid/Ammonium Hydroxide
Flow Rate: 1.0 mL/min
Temperature: Ambient (23 °C)
Injection Volume: 1.0 µL
Detection: UV 220 nm

カルベジロール

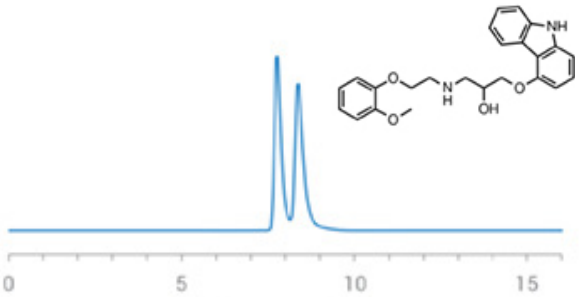

Retention (min): 7.76/8.37 (Peak1/Peak 2)
Resolution: 1.50

Method Conditions

Column: InfinityLab Poroshell 120 Chiral-V (10 cm x 4.6 mm, 2.7 µm)
Mobile phase: 100/0.2/0.05: Methanol/Acetic Acid/Ammonium Hydroxide
Flow Rate: 0.5 mL/min
Temperature: Ambient (23 °C)
Injection Volume: 1.0 µL
Detection: UV 220 nm

抑制薬

バクロフェン

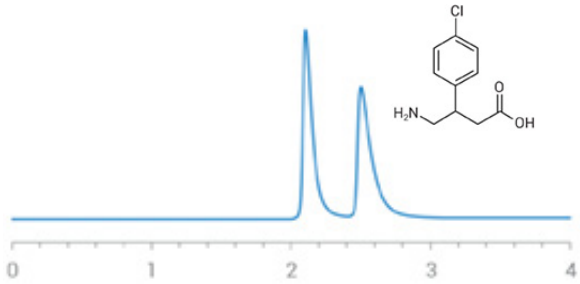

Retention (min): 2.11/2.50 (Peak1/Peak 2)
Resolution: 2.87

Method Conditions

Column: InfinityLab Poroshell 120 Chiral-T (10 cm x 4.6 mm, 2.7 µm)
Mobile phase: 100/ 0.1 wt %: Methanol/Ammonium Trifluoroacetate
Flow Rate: 1.5 mL/min
Temperature: 45 °C
Injection Volume: 1.0 µL
Detection: UV 220 nm

バクロフェン

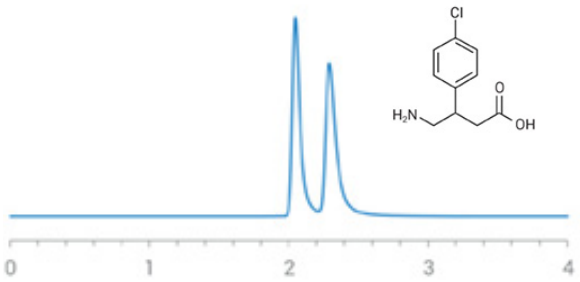

Retention (min): 2.05/2.29 (Peak1/Peak 2)
Resolution: 1.83

Method Conditions

Column: InfinityLab Poroshell 120 Chiral-V (10 cm x 4.6 mm, 2.7 µm)
Mobile phase: 90/10: Methanol/15 mM Ammonium Formate (pH 3.6)
Flow Rate: 1.0 mL/min
Temperature: Ambient (23 °C)
Injection Volume: 1.0 µL
Detection: UV 220 nm

オクトクロテピン

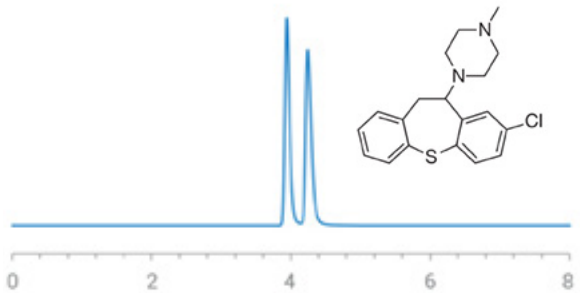

Retention (min): 3.94/4.24 (Peak1/Peak 2)
Resolution: 2.23

Method Conditions

Column: InfinityLab Poroshell 120 Chiral-V (15 cm x 4.6 mm, 2.7 µm)
Mobile phase: 90/10: Methanol/50 mM Ammonium Formate (pH 3.6)
Flow Rate: 0.7 mL/min
Temperature: 45 °C
Injection Volume: 1.0 µL
Detection: UV 230 nm

トルペリゾン

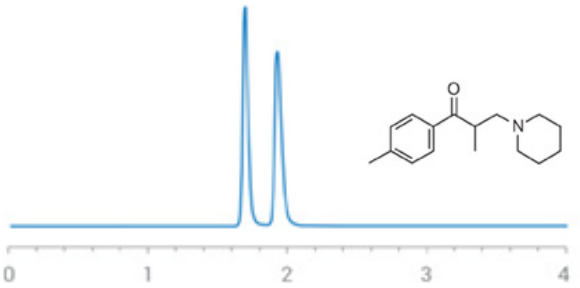

Retention (min): 1.69/1.93 (Peak1/Peak 2)
Resolution: 3.05

Method Conditions

Column: InfinityLab Poroshell 120 Chiral-V (10 cm x 4.6 mm, 2.7 µm)
Mobile phase: 100/0.1 wt %: Methanol/Ammonium Trifluoroacetate
Flow Rate: 1.0 mL/min
Temperature: Ambient (23 °C)
Injection Volume: 1.0 µL
Detection: UV 220 nm

利尿薬

クロルタリドン

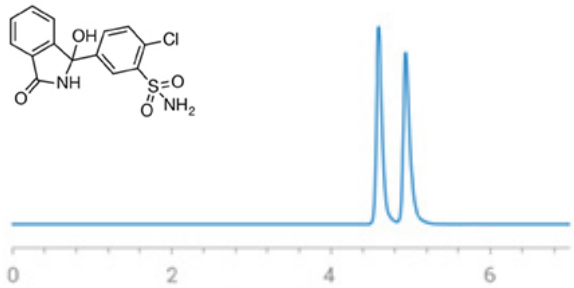

Retention (min): 4.60/4.94 (Peak1/Peak 2)
Resolution: 2.45

Method Conditions

Column: InfinityLab Poroshell 120 Chiral-CD (15 cm x 4.6 mm, 2.7 µm)
Mobile phase: 10/90: Acetonitrile/50 mM Ammonium Formate (pH 3.6)
Flow Rate: 0.7 mL/min
Temperature: 40 °C
Injection Volume: 1.0 µL
Detection: UV 230 nm

クロルタリドン

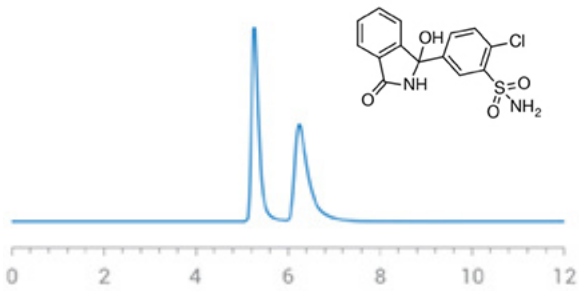

Retention (min): 5.26/6.24 (Peak1/Peak 2)
Resolution: 2.54

Method Conditions

Column: InfinityLab Poroshell 120 Chiral-T (10 cm x 4.6 mm, 2.7 µm)
Mobile phase: 30/70: Methanol/16 mM Ammonium Formate (pH 3.6)
Flow Rate: 0.5 mL/min
Temperature: Ambient (23 °C)
Injection Volume: 1.0 µL
Detection: UV 220 nm

ベンドロフルメチアジド

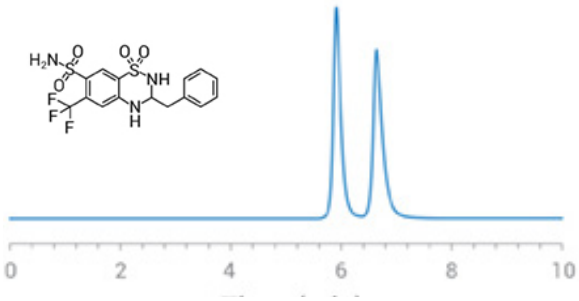

Retention (min): 5.91/6.64 (Peak1/Peak 2)
Resolution: 2.79

Method Conditions

Column: InfinityLab Poroshell 120 Chiral-T (10 cm x 4.6 mm, 2.7 µm)
Mobile phase: 30/70: Methanol/50 mM Ammonium Trifluoroacetate (pH 3.6)
Flow Rate: 0.5 mL/min
Temperature: 45 °C
Injection Volume: 1.0 µL
Detection: UV 220 nm

殺菌剤

ベナラキシル

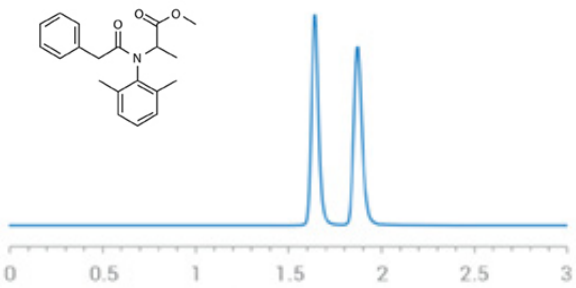

Retention (min): 1.64/1.87 (Peak1/Peak 2)
Resolution: 3.13

Method Conditions

Column: InfinityLab Poroshell 120 Chiral-CD (10 cm x 4.6 mm, 2.7 µm)
Mobile phase: 30/70: Acetonitrile/15 mM Ammonium Formate (pH 3.6)
Flow Rate: 1.0 mL/min
Temperature: Ambient (23 °C)
Injection Volume: 1.0 µL
Detection: UV 220 nm

エコナゾール

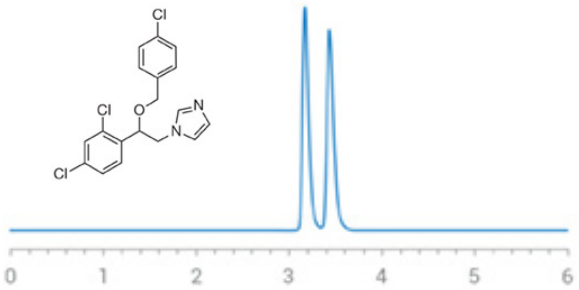

Retention (min): 3.17/3.43 (Peak1/Peak 2)
Resolution: 2.15

Method Conditions

Column: InfinityLab Poroshell 120 Chiral-CD (10 cm x 4.6 mm, 2.7 µm)
Mobile phase: 30/70: Acetonitrile/15 mM Ammonium Trifluoroacetate (pH 3.6)
Flow Rate: 0.7 mL/min
Temperature: Ambient (23 °C)
Injection Volume: 1.0 µL
Detection: UV 220 nm

フルトリアホル

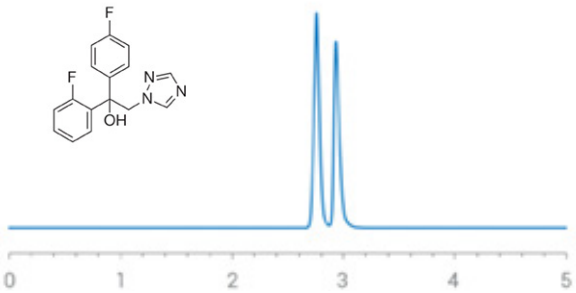

Retention (min): 2.89 /3.14 (Peak1/Peak 2)
Resolution: 2.54

Method Conditions

Column: InfinityLab Poroshell 120 Chiral-CD (15 cm x 4.6 mm, 2.7 µm)
Mobile phase: 30/70: Acetonitrile/50 mM Ammonium Formate (pH 3.6)
Flow Rate: 1.0 mL/min
Temperature: 15 °C
Injection Volume: 1.0 µL
Detection: UV 230 nm

ミコナゾール

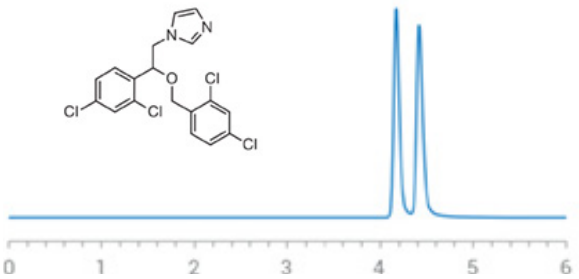

Retention (min): 4.17/4.42 (Peak1/Peak 2)
Resolution: 2.18

Method Conditions

Column: InfinityLab Poroshell 120 Chiral-CD (15 cm x 4.6 mm, 2.7 µm)
Mobile phase: 30/70: Acetonitrile/50 mM Ammonium Formate (pH 3.6)
Flow Rate: 0.7 mL/min
Temperature: 40 °C
Injection Volume: 1.0 µL
Detection: UV 230 nm

殺菌剤

プラジカンテル

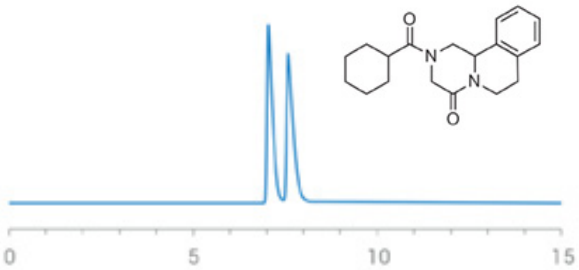

Retention (min): 7.04/7.58 (Peak1/Peak 2)
Resolution: 1.85

Method Conditions

Column: InfinityLab Poroshell 120 Chiral-CD (15 cm x 4.6 mm, 2.7 µm)
Mobile phase: 20/80: Acetonitrile/50 mM Ammonium Formate (pH 3.6)
Flow Rate: 0.7 mL/min
Temperature: 45 °C
Injection Volume: 1.0 µL
Detection: UV 230 nm

プロチオコナゾール

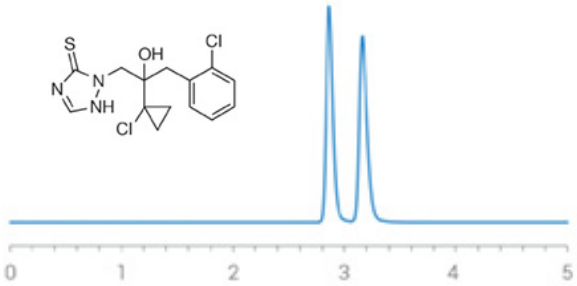

Retention (min): 2.86/3.16 (Peak1/Peak 2)
Resolution: 2.59

Method Conditions

Column: InfinityLab Poroshell 120 Chiral-CD (10 cm x 4.6 mm, 2.7 µm)
Mobile phase: 30/70: Acetonitrile/15 mM Ammonium Formate (pH 3.6)
Flow Rate: 1.0 mL/min
Temperature: Ambient (23 °C)
Injection Volume: 1.0 µL
Detection: UV 220 nm

ジクロルプロップ

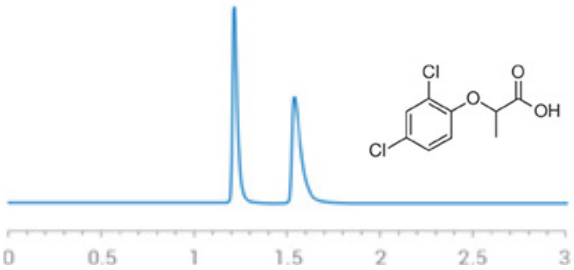

Retention (min): 1.22/1.54 (Peak1/Peak 2)
Resolution: 4.91

Method Conditions

Column: InfinityLab Poroshell 120 Chiral-T (10 cm x 4.6 mm, 2.7 µm)
Mobile phase: 100/0.3 wt %: Methanol/Ammonium Trifluoroacetate
Flow Rate: 1.0 mL/min
Temperature: Ambient (23 °C)
Injection Volume: 1.0 µL
Detection: UV 220 nm

フェノプロップ

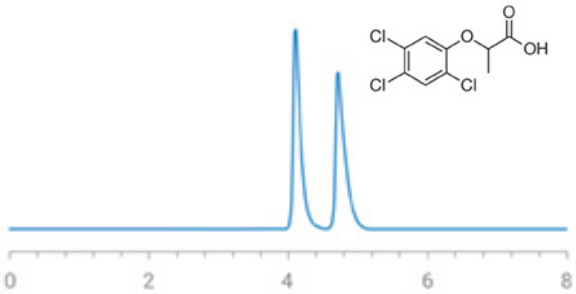

Retention (min): 4.10/4.71 (Peak1/Peak 2)
Resolution: 3.00

Method Conditions

Column: InfinityLab Poroshell 120 Chiral-T (10 cm x 4.6 mm, 2.7 µm)
Mobile phase: 30/70: Methanol/50 mM Ammonium Trifluoroacetate (pH 3.6)
Flow Rate: 0.5 mL/min
Temperature: 45 °C
Injection Volume: 1.0 µL
Detection: UV 220 nm

殺菌剤

ハロキシホップ

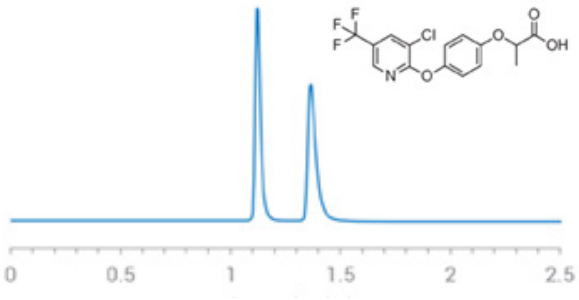

Retention (min): 1.12/1.37 (Peak1/Peak 2)
Resolution: 4.48

Method Conditions

Column: InfinityLab Poroshell 120 Chiral-T (10 cm x 4.6 mm, 2.7 µm)
Mobile phase: 100/0.3 wt %: Methanol/Ammonium Trifluoroacetate
Flow Rate: 1.0 mL/min
Temperature: Ambient (23 °C)
Injection Volume: 1.0 µL
Detection: UV 220 nm

マンジプロパミド

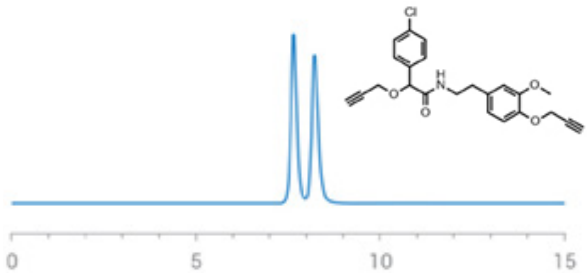

Retention (min): 7.65/8.22 (Peak1/Peak 2)
Resolution: 1.87

Method Conditions

Column: InfinityLab Poroshell 120 Chiral-V (10 cm x 4.6 mm, 2.7 µm)
Mobile phase: 30/70: Methanol/15 mM Ammonium Formate (pH 3.6)
Flow Rate: 0.5 mL/min
Temperature: 45 °C
Injection Volume: 1.0 µL
Detection: UV 230 nm

メコプロップメチルエステル

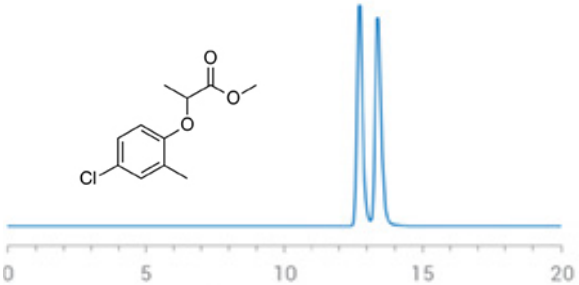

Retention (min): 12.73/13.39 (Peak1/Peak 2)
Resolution: 1.74

Method Conditions

Column: InfinityLab Poroshell 120 Chiral-T (15 cm x 4.6 mm, 2.7 µm)
Mobile phase: 30/70: Methanol/50 mM Ammonium Formate (pH 3.6)
Flow Rate: 0.5 mL/min
Temperature: 45 °C
Injection Volume: 1.0 µL
Detection: UV 230 nm

メコプロップ

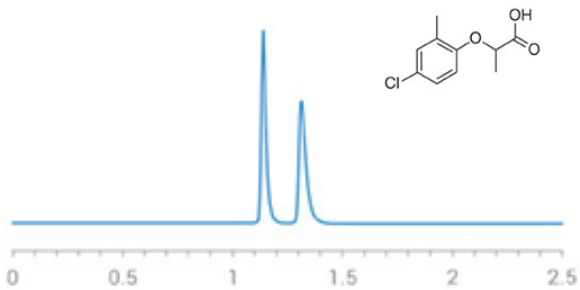

Retention (min): 1.14/1.31 (Peak1/Peak 2)
Resolution: 3.59

Method Conditions

Column: InfinityLab Poroshell 120 Chiral-T (10 cm x 4.6 mm, 2.7 µm)
Mobile phase: 100/0.3 wt %: Methanol/Ammonium Trifluoroacetate
Flow Rate: 1.0 mL/min
Temperature: Ambient (23 °C)
Injection Volume: 1.0 µL
Detection: UV 220 nm

殺菌剤

ナプロパミド

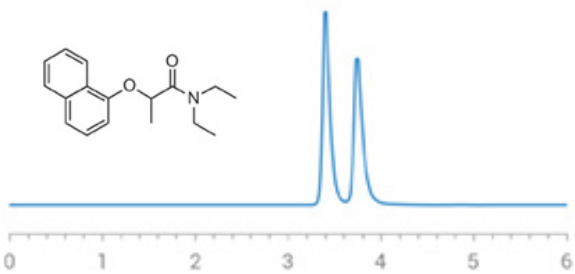

Retention (min): 3.40/3.74 (Peak1/Peak 2)
Resolution: 2.26

Method Conditions

Column: InfinityLab Poroshell 120 Chiral-T (10 cm x 4.6 mm, 2.7 µm)
Mobile phase: 30/70: Methanol/50 mM Ammonium Formate (pH 3.6)
Flow Rate: 1.0 mL/min
Temperature: 45 °C
Injection Volume: 1.0 µL
Detection: UV 220 nm

ナプロパミド

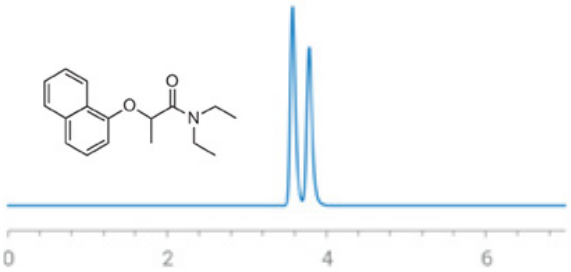

Retention (min): 3.57/3.78 (Peak1/Peak 2)
Resolution: 1.76

Method Conditions

Column: InfinityLab Poroshell 120 Chiral-V (10 cm x 4.6 mm, 2.7 µm)
Mobile phase: 90/10: Methanol/15 mM Ammonium Formate (pH 3.6)
Flow Rate: 0.3 mL/min
Temperature: Ambient (23 °C)
Injection Volume: 1.0 µL
Detection: UV 220 nm

ブロマシル

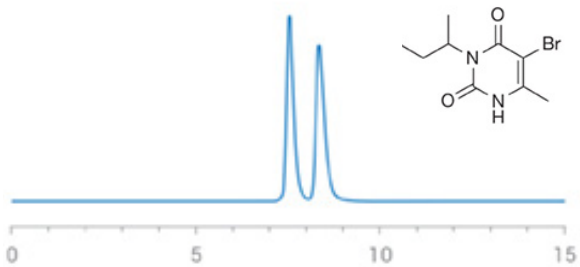

Retention (min): 7.54/8.34 (Peak1/Peak 2)
Resolution: 2.10

Method Conditions

Column: InfinityLab Poroshell 120 Chiral-V (10 cm x 4.6 mm, 2.7 µm)
Mobile phase: 30/70: Methanol/15 mM Ammonium Formate (pH 3.6)
Flow Rate: 0.5 mL/min
Temperature: Ambient (23 °C)
Injection Volume: 1.0 µL
Detection: UV 220 nm

ブロマシル

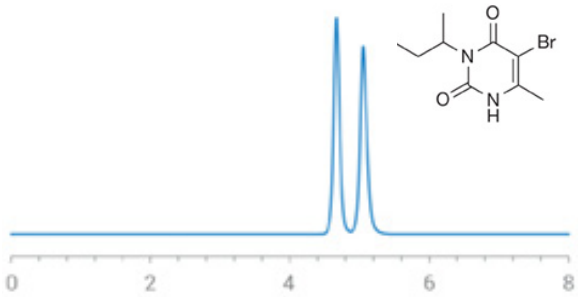

Retention (min): 4.67/5.05 (Peak1/Peak 2)
Resolution: 2.33

Method Conditions

Column: InfinityLab Poroshell 120 Chiral-T (10 cm x 4.6 mm, 2.7 µm)
Mobile phase: 30/70: Methanol/50 mM Ammonium Trifluoroacetate (pH 3.6)
Flow Rate: 0.5 mL/min
Temperature: 45 °C
Injection Volume: 1.0 µL
Detection: UV 220 nm

その他

2'-アミノ-1,1'-ビナフタレン-2-オール

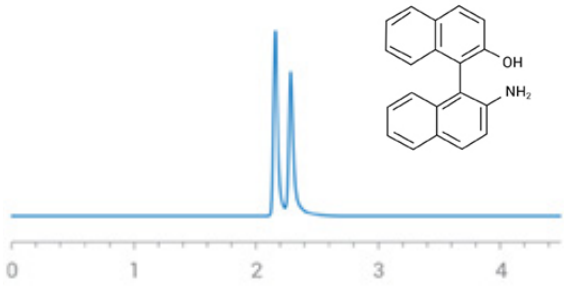

Retention (min): 2.16/2.28 (Peak1/Peak 2)
Resolution: 1.45

Method Conditions

Column: InfinityLab Poroshell 120 Chiral-CD (15 cm x 4.6 mm, 2.7 µm)
Mobile phase: 30/70: Acetonitrile/15 mM Ammonium Formate (pH 3.6)
Flow Rate: 0.5 mL/min
Temperature: Ambient (23 °C)
Injection Volume: 1.0 µL
Detection: UV 230 nm

ヒドロアトロパ酸

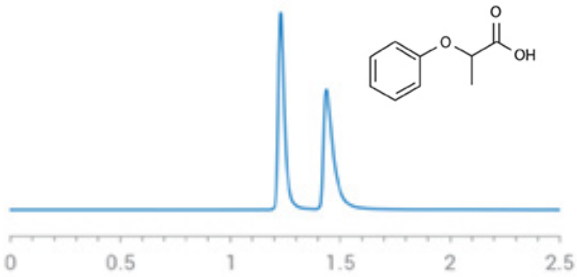

Retention (min): 1.23/1.44 (Peak1/Peak 2)
Resolution: 3.36

Method Conditions

Column: InfinityLab Poroshell 120 Chiral-CD (10 cm x 4.6 mm, 2.7 µm)
Mobile phase: 100/0.3 wt %: Methanol/Ammonium Trifluoroacetic Acid
Flow Rate: 1.0 mL/min
Temperature: Ambient (23 °C)
Injection Volume: 1.0 µL
Detection: UV 220 nm

トロパ酸

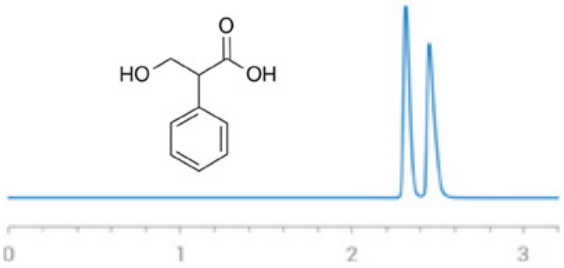

Retention (min): 2.31/2.45 (Peak1/Peak 2)
Resolution: 1.98

Method Conditions

Column: InfinityLab Poroshell 120 Chiral-CD (15 cm x 4.6 mm, 2.7 µm)
Mobile phase: 30/70: Acetonitrile/50 mM Ammonium Formate (pH 3.6)
Flow Rate: 1.0 mL/min
Temperature: Ambient (23 °C)
Injection Volume: 1.0 µL
Detection: UV 230 nm

ヤコブセン触媒

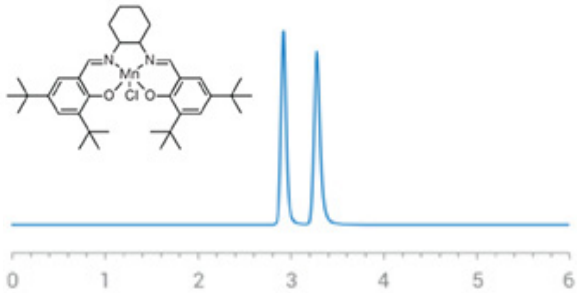

Retention (min): 2.92/3.28 (Peak1/Peak 2)
Resolution: 3.23

Method Conditions

Column: InfinityLab Poroshell 120 Chiral-CD (10 cm x 4.6 mm, 2.7 µm)
Mobile phase: 90/10/0.3/0.2: Acetonitrile/Methanol/Acetic Acid/TEA
Flow Rate: 1.0 mL/min
Temperature: Ambient (23 °C)
Injection Volume: 1.0 µL
Detection: UV 254 nm

その他

α-N,N-ジメチルアミノフェニルアセトニトリル

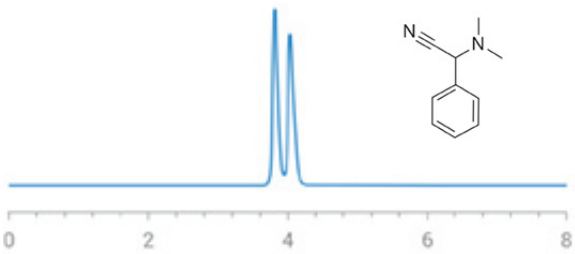

Retention (min): 1.14/1.31 (Peak1/Peak 2)
Resolution: 3.59

Method Conditions

Column: InfinityLab Poroshell 120 Chiral-CD (10 cm x 4.6 mm, 2.7 µm)
Mobile phase: 100/0.3 wt %: Methanol/Ammonium Trifluoroacetate
Flow Rate: 1.0 mL/min
Temperature: Ambient (23 °C)
Injection Volume: 1.0 µL
Detection: UV 220 nm

2-アミノ-1,2-ジフェニルエタノール

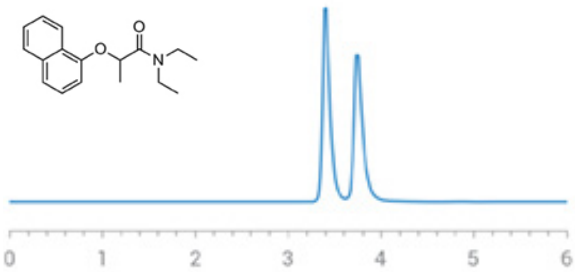

Retention (min): 3.81/4.03 (Peak1/Peak 2)
Resolution: 1.30

Method Conditions

Column: InfinityLab Poroshell 120 Chiral-CF (10 cm x 4.6 mm, 2.7 µm)
Mobile phase: 30/70: Acetonitrile/15 mM Ammonium Formate (pH 3.6)
Flow Rate: 0.5 mL/min
Temperature: Ambient (23 °C)
Injection Volume: 1.0 µL
Detection: UV 220 nm

2-アミノ-1,2-ジフェニルエタノール

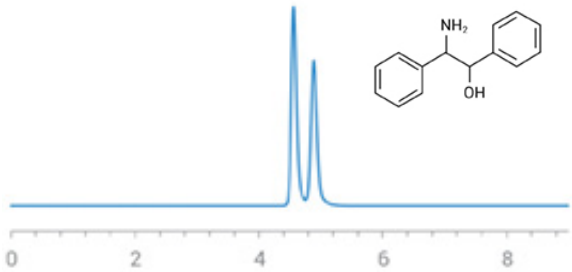

Retention (min): 4.56/4.89 (Peak1/Peak 2)
Resolution: 1.58

Method Conditions

Column: InfinityLab Poroshell 120 Chiral-V (10 cm x 4.6 mm, 2.7 µm)
Mobile phase: 100/0.2/0.05: Methanol/Acetic Acid/Ammonium Hydroxide
Flow Rate: 0.5 mL/min
Temperature: Ambient (23 °C)
Injection Volume: 1.0 µL
Detection: UV 220 nm

フェニルアラニノール

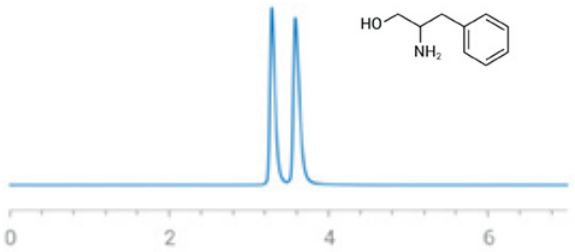

Retention (min): 3.29/3.58 (Peak1/Peak 2)
Resolution: 2.35

Method Conditions

Column: InfinityLab Poroshell 120 Chiral-CF(10 cm x 4.6 mm, 2.7 µm)
Mobile phase: 60/40/0.3/0.2: Acetonitrile/Methanol/Acetic Acid/TEA
Flow Rate: 1.0 mL/min
Temperature: Ambient (23 °C)
Injection Volume: 1.0 µL
Detection: UV 210 nm

フェニルアラニノール

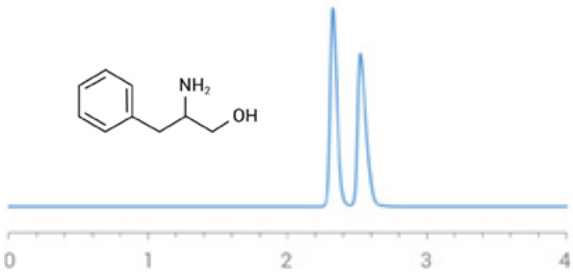

Retention (min): 2.33/2.52 (Peak1/Peak 2)
Resolution: 1.96

Method Conditions

Column: InfinityLab Poroshell 120 Chiral-V (10 cm x 4.6 mm, 2.7 µm)
Mobile phase: 90/10: Methanol/15 mM Ammonium Formate (pH 3.6)
Flow Rate: 1.0 mL/min
Temperature: Ambient (23 °C)
Injection Volume: 1.0 µL
Detection: UV 220 nm

4-クロロフェニルアラニノール

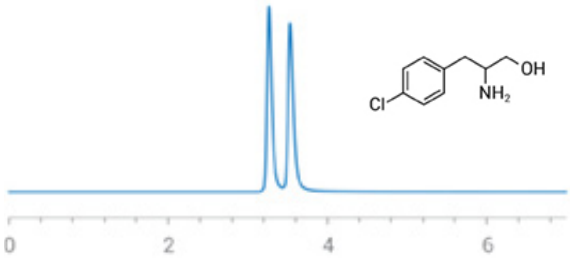

Retention (min): 3.27/3.53 (Peak1/Peak 2)
Resolution: 2.34

Method Conditions

Column: InfinityLab Poroshell 120 Chiral-CF (10 cm x 4.6 mm, 2.7 µm)
Mobile phase: 60/40/0.3/0.2: Acetonitrile/Methanol/Acetic Acid/TEA
Flow Rate: 1.0 mL/min
Temperature: Ambient (23 °C)
Injection Volume: 1.0 µL
Detection: UV 220 nm

trans-1-アミノ-2-インダノール

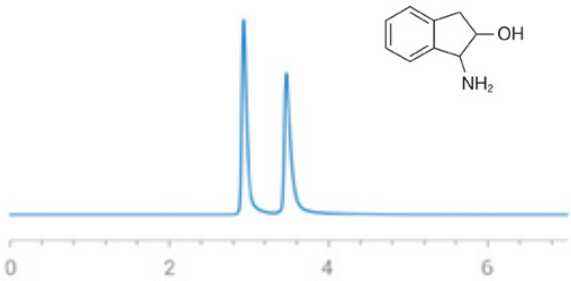

Retention (min): 2.93/3.47 (Peak1/Peak 2)
Resolution: 4.38

Method Conditions

Column: InfinityLab Poroshell 120 Chiral-CF (10 cm x 4.6 mm, 2.7 µm)
Mobile phase: 60/40/0.3/0.2: Acetonitrile/Methanol/Acetic Acid/TEA
Flow Rate: 1.0 mL/min
Temperature: Ambient (23 °C)
Injection Volume: 1.0 µL
Detection: UV 210 nm

trans-1-アミノ-2-インダノール

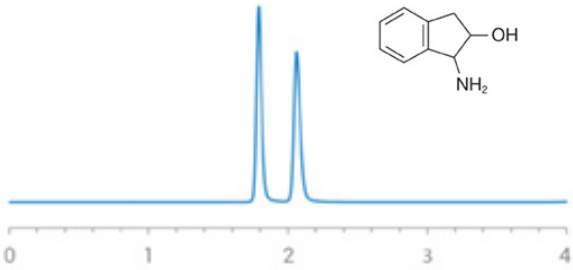

Retention (min): 1.79/2.06 (Peak1/Peak 2)
Resolution: 3.67

Method Conditions

Column: InfinityLab Poroshell 120 Chiral-V (10 cm x 4.6 mm, 2.7 µm)
Mobile phase: 100/0.1 wt %: Methanol/Ammonium Trifluoroacetate
Flow Rate: 1.0 mL/min
Temperature: Ambient (23 °C)
Injection Volume: 1.0 µL
Detection: UV 220 nm

その他

トリプトファノール

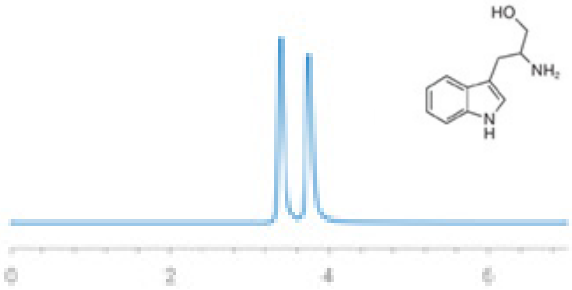

Retention (min): 3.39/3.74 (Peak1/Peak 2)
Resolution: 2.88

Method Conditions

Column: InfinityLab Poroshell 120 Chiral-CF (10 cm x 4.6 mm, 2.7 µm)
Mobile phase: 60/40/0.3/0.2: Acetonitrile/Methanol/Acetic Acid/TEA
Flow Rate: 1.0 mL/min
Temperature: Ambient (23 °C)
Injection Volume: 1.0 µL
Detection: UV 280 nm

チロシノール

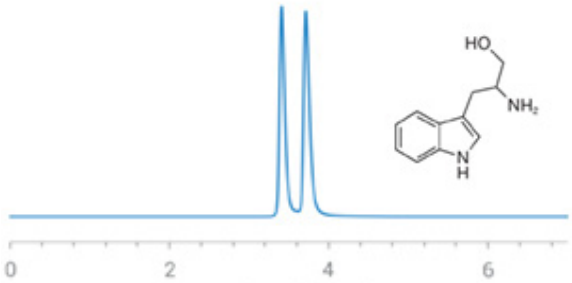

Retention (min): 3.39/3.74 (Peak1/Peak 2)
Resolution: 2.88

Method Conditions

Column: InfinityLab Poroshell 120 Chiral-CF (10 cm x 4.6 mm, 2.7 µm)
Mobile phase: 60/40/0.3/0.2: Acetonitrile/Methanol/Acetic Acid/TEA
Flow Rate: 1.0 mL/min
Temperature: Ambient (23 °C)
Injection Volume: 1.0 µL
Detection: UV 280 nm

α-(1-アミノエチル)-4-ヒドロキシベンジル-アルコール

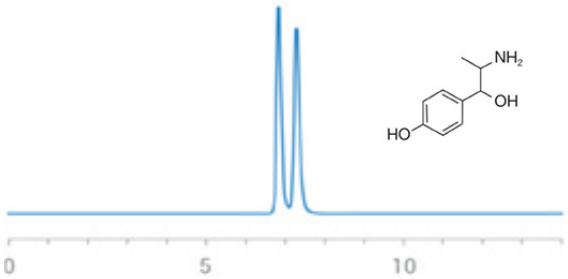

Retention (min): 6.84/7.29 (Peak1/Peak 2)
Resolution: 1.91

Method Conditions

Column: InfinityLab Poroshell 120 Chiral-CF (10 cm x 4.6 mm, 2.7 µm)
Mobile phase: 60/40/0.3/0.2: Acetonitrile/Methanol/Acetic Acid/TEA
Flow Rate: 0.5 mL/min
Temperature: Ambient (23 °C)
Injection Volume: 1.0 µL
Detection: UV 220 nm

2-(2-クロロフェノキシ)プロピオン酸

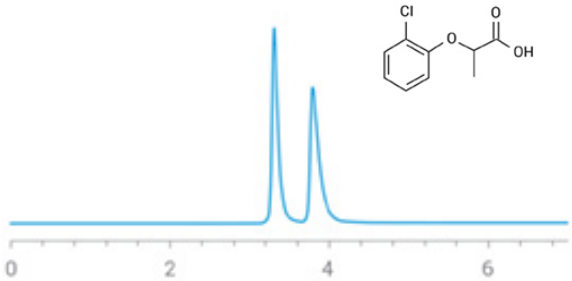

Retention (min): 3.31/3.79 (Peak1/Peak 2)
Resolution: 2.95

Method Conditions

Column: InfinityLab Poroshell 120 Chiral-T (10 cm x 4.6 mm, 2.7 µm)
Mobile phase: 100/0.3 wt %: Methanol/Ammonium Trifluoroacetate
Flow Rate: 1.0 mL/min
Temperature: Ambient (23 °C)
Injection Volume: 1.0 µL
Detection: UV 230 nm

2-(3-クロロフェノキシ)プロピオン酸 (メタクロルフェンプロップ)

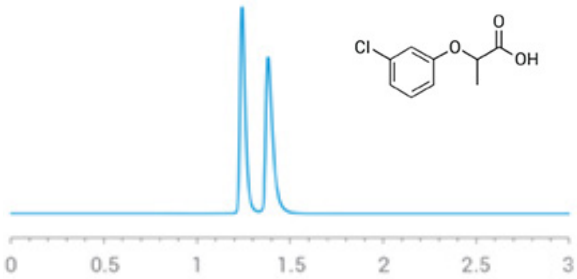

Retention (min): 1.24/1.38 (Peak1/Peak 2)
Resolution: 2.51

Method Conditions

Column: InfinityLab Poroshell 120 Chiral-T (10 cm x 4.6 mm, 2.7 µm)
Mobile phase: 100/0.3 wt %: Methanol/Ammonium Trifluoroacetate
Flow Rate: 1.0 mL/min
Temperature: Ambient (23 °C)
Injection Volume: 1.0 µL
Detection: UV 230 nm

2-(4-クロロフェノキシ)プロピオン酸

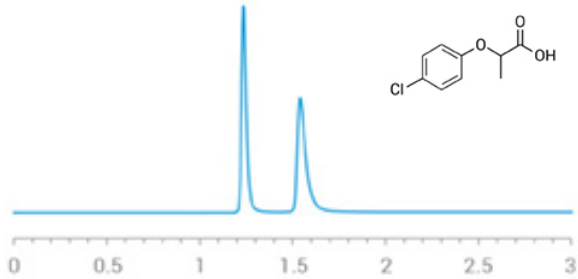

Retention (min): 1.24/1.54 (Peak1/Peak 2)
Resolution: 4.92

Method Conditions

Column: InfinityLab Poroshell 120 Chiral-T (10 cm x 4.6 mm, 2.7 µm)
Mobile phase: 100/0.3 wt %: Methanol/Ammonium Trifluoroacetate
Flow Rate: 1.0 mL/min
Temperature: Ambient (23 °C)
Injection Volume: 1.0 µL
Detection: UV 220 nm

2-フェノキシプロパン酸

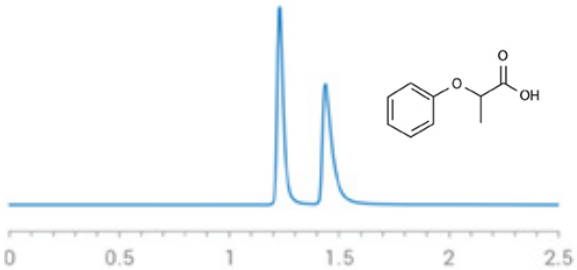

Retention (min): 1.23/1.44 (Peak1/Peak 2)
Resolution: 3.36

Method Conditions

Column: InfinityLab Poroshell 120 Chiral-T (10 cm x 4.6 mm, 2.7 µm)
Mobile phase: 100/0.3 wt %: Methanol/Ammonium Trifluoroacetic Acid
Flow Rate: 1.0 mL/min
Temperature: Ambient (23 °C)
Injection Volume: 1.0 µL
Detection: UV 220 nm

2-アミノ-1,1,-ジフェニル-1-プロパノール

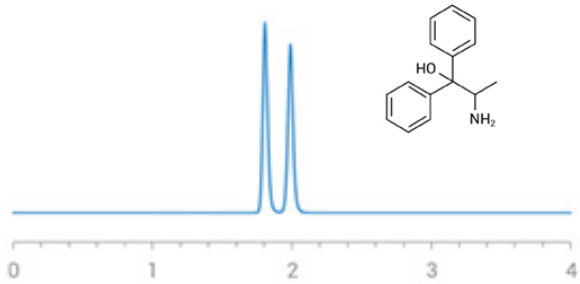

Retention (min): 1.81/1.99 (Peak1/Peak 2)
Resolution: 2.66

Method Conditions

Column: InfinityLab Poroshell 120 Chiral-V (10 cm x 4.6 mm, 2.7 µm)
Mobile phase: 90/10: Methanol/15 mM Ammonium Formate (pH 3.6)
Flow Rate: 1.0 mL/min
Temperature: Ambient (23 °C)
Injection Volume: 1.0 µL
Detection: UV 220 nm

2-アミノ-1,1,13-トリフェニル-1-プロパノール

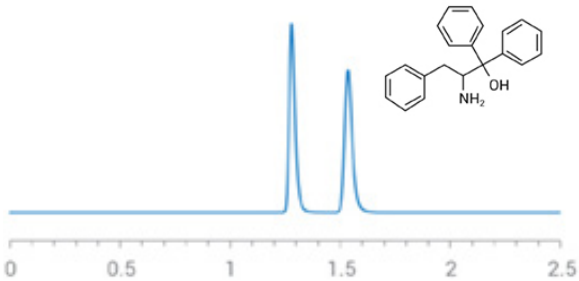

Retention (min): 1.28/1.54 (Peak1/Peak 2)
Resolution: 4.66

Method Conditions

Column: InfinityLab Poroshell 120 Chiral-V (10 cm x 4.6 mm, 2.7 µm)
Mobile phase: 100/0.1 wt %: Methanol/Ammonium Trifluoroacetate
Flow Rate: 1.0 mL/min
Temperature: Ambient (23 °C)
Injection Volume: 1.0 µL
Detection: UV 220 nm

2-(カルボベンジルオキシアミノ)-3-フェニル-1-プロパノール

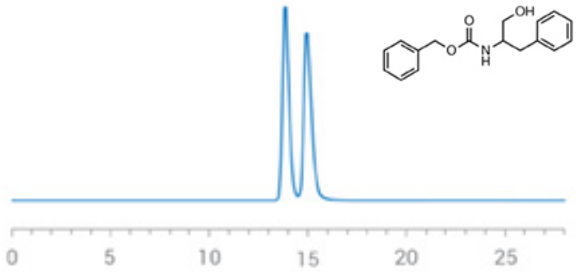

Retention (min): 13.85/14.94 (Peak1/Peak 2)
Resolution: 1.50

Method Conditions

Column: InfinityLab Poroshell 120 Chiral-V (10 cm x 4.6 mm, 2.7 µm)
Mobile phase: 30/70: Methanol/15 mM Ammonium Formate (pH 3.6)
Flow Rate: 0.5 mL/min
Temperature: Ambient (23 °C)
Injection Volume: 1.0 µL
Detection: UV 220 nm

cis-1-アミノ-2-インダノール

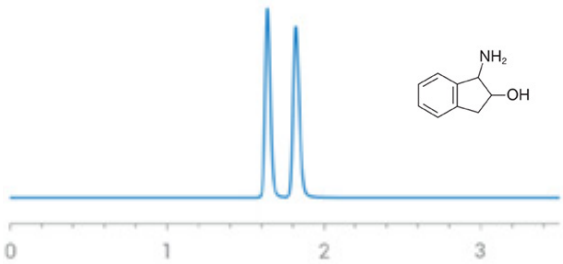

Retention (min): 1.64/1.82 (Peak1/Peak 2)
Resolution: 2.80

Method Conditions

Column: InfinityLab Poroshell 120 Chiral-V (10 cm x 4.6 mm, 2.7 µm)
Mobile phase: 100/0.1 wt %: Methanol/Ammonium Trifluoroacetate
Flow Rate: 1.0 mL/min
Temperature: Ambient (23 °C)
Injection Volume: 1.0 µL
Detection: UV 220 nm

オクトパミン

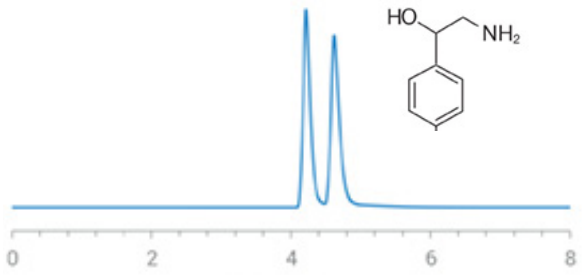

Retention (min): 4.22/4.62 (Peak1/Peak 2)
Resolution: 2.08

Method Conditions

Column: InfinityLab Poroshell 120 Chiral-CF (10 cm x 4.6 mm, 2.7 µm)
Mobile phase: 60/40/0.3/0.2: Acetonitrile/Methanol/Acetic Acid/TEA
Flow Rate: 1.0 mL/min
Temperature: Ambient (23 °C)
Injection Volume: 1.0 µL
Detection: UV 230 nm

オキサゾリジノン

1,5-ジメチル-4-フェニル-2-イミダゾリジノン

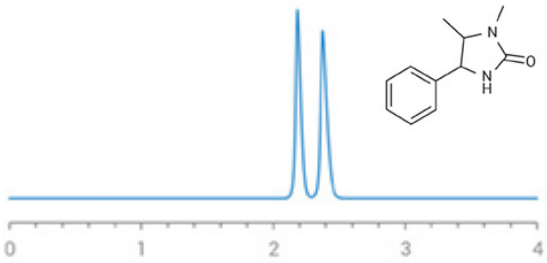

Retention (min): 1.81/1.99 (Peak1/Peak 2)
Resolution: 2.66

Method Conditions

Column: InfinityLab Poroshell 120 Chiral-CD (10 cm x 4.6 mm, 2.7 µm)
Mobile phase: 90/10: Methanol/15 mM Ammonium Formate (pH 3.6)
Flow Rate: 1.0 mL/min
Temperature: Ambient (23 °C)
Injection Volume: 1.0 µL
Detection: UV 220 nm

4-ベンジル-2-オキサゾリジノン

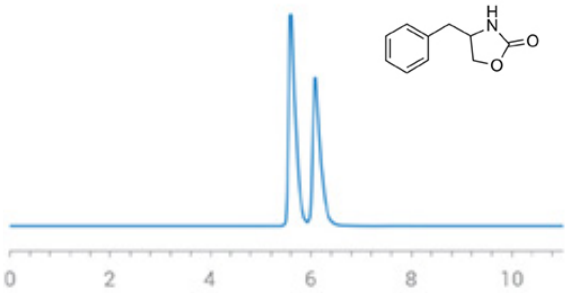

Retention (min): 5.60/6.08 (Peak1/Peak 2)
Resolution: 1.92

Method Conditions

Column: InfinityLab Poroshell 120 Chiral-T (10 cm x 4.6 mm, 2.7 µm)
Mobile phase: 80/20: Methanol/50 mM Ammonium Formate (pH 3.6)
Flow Rate: 0.3 mL/min
Temperature: Ambient (23 °C)
Injection Volume: 1.0 µL
Detection: UV 254 nm

4-メチル-5-フェニル-2-オキサゾリジノン

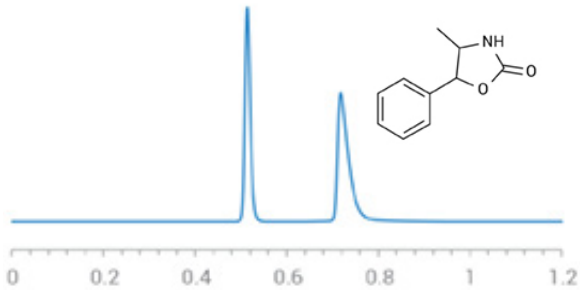

Retention (min): 0.51/0.72 (Peak1/Peak 2)
Resolution: 6.51

Method Conditions

Column: InfinityLab Poroshell 120 Chiral-T (10 cm x 4.6 mm, 2.7 µm)
Mobile phase: 100: Methanol
Flow Rate: 2.5 mL/min
Temperature: Ambient (23 °C)
Injection Volume: 1.0 µL
Detection: UV 220 nm

4-フェニル-2-オキサゾリジノン

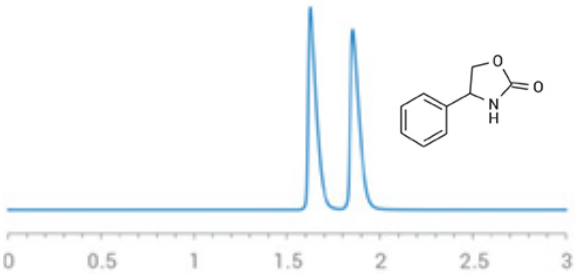

Retention (min): 1.63/1.86 (Peak1/Peak 2)
Resolution: 2.79

Method Conditions

Column: InfinityLab Poroshell 120 Chiral-T (10 cm x 4.6 mm, 2.7 µm)
Mobile phase: 90/10: Methanol/15 mM Ammonium Formate (pH 3.6)
Flow Rate: 1.0 mL/min
Temperature: Ambient (23 °C)
Injection Volume: 1.0 µL
Detection: UV 220 nm

オキサゾリジノン

5,5-ジメチル-4-フェニル-2-オキサゾリジノン

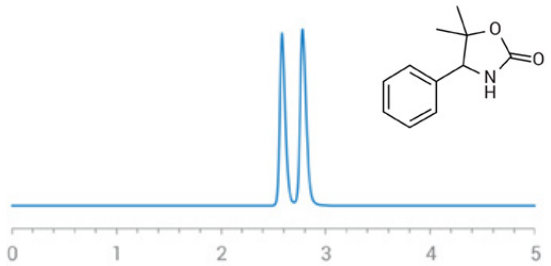

Retention (min): 2.58/2.78 (Peak1/Peak 2)
Resolution: 1.96

Method Conditions

Column: InfinityLab Poroshell 120 Chiral-T (10 cm x 4.6 mm, 2.7 µm)
Mobile phase: 100/0.1 wt %: Methanol/Ammonium Trifluoroacetate
Flow Rate: 0.5 mL/min
Temperature: 35 °C
Injection Volume: 1.0 µL
Detection: UV 220 nm

5,5-ジメチル-4-ベンジル-2-オキサゾリジノン

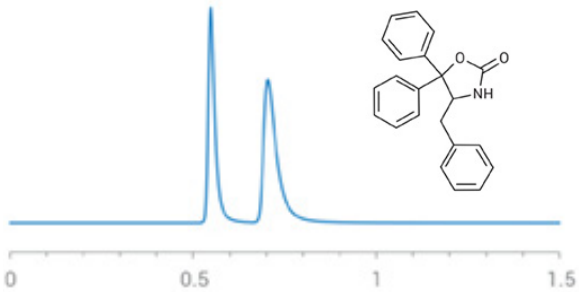

Retention (min): 0.55/0.71 (Peak1/Peak 2)
Resolution: 3.32

Method Conditions

Column: InfinityLab Poroshell 120 Chiral-T (10 cm x 4.6 mm, 2.7 µm)
Mobile phase: 100: Methanol
Flow Rate: 2.5 mL/min
Temperature: Ambient (23 °C)
Injection Volume: 1.0 µL
Detection: UV 220 nm

5,5-ジメチル-4-メチル-2-オキサゾリジノン

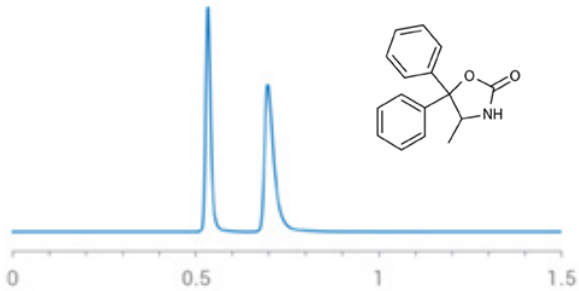

Retention (min): 0.53/0.70 (Peak1/Peak 2)
Resolution: 4.84

Method Conditions

Column: InfinityLab Poroshell 120 Chiral-T (10 cm x 4.6 mm, 2.7 µm)
Mobile phase: 100: Methanol
Flow Rate: 2.5 mL/min
Temperature: Ambient (23 °C)
Injection Volume: 1.0 µL
Detection: UV 220 nm

(3a-cis)-3,3a,8,8a-テトラヒドロ-2H-インデノ[1,2-d]オキサゾール-2-オン

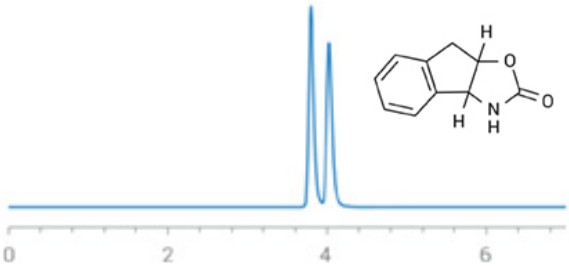

Retention (min): 3.80/4.03 (Peak1/Peak 2)
Resolution: 1.91

Method Conditions

Column: InfinityLab Poroshell 120 Chiral-V (10 cm x 4.6 mm, 2.7 µm)
Mobile phase: 100/0.1 wt %: Methanol/Ammonium Trifluoroacetate
Flow Rate: 0.5 mL/min
Temperature: Ambient (23 °C)
Injection Volume: 1.0 µL
Detection: UV 220 nm

4-(1-H-インドール-3-イル-メチル)-2-オキサゾリジノン

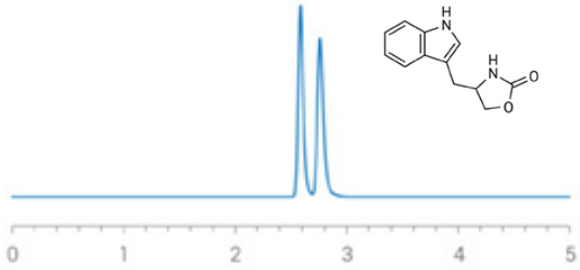

Retention (min): 2.59/2.76 (Peak1/Peak 2)
Resolution: 1.98

Method Conditions

Column: InfinityLab Poroshell 120 Chiral-V (10 cm x 4.6 mm, 2.7 µm)
Mobile phase: 100: Methanol
Flow Rate: 0.5 mL/min
Temperature: Ambient (23 °C)
Injection Volume: 1.0 µL
Detection: UV 220 nm

1-インダノール

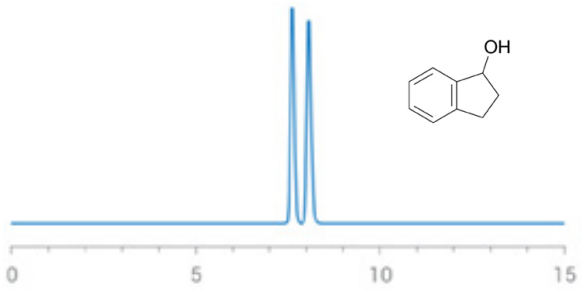

Retention (min): 7.62/8.06 (Peak1/Peak 2)
Resolution: 2.26

Method Conditions

Column: InfinityLab Poroshell 120 Chiral-CD (15 cm x 4.6 mm, 2.7 µm)
Mobile phase: 20/80: Acetonitrile/15 mM Ammonium Formate (pH 3.6)
Flow Rate: 0.5 mL/min
Temperature: Ambient (23 °C)
Injection Volume: 1.0 µL
Detection: UV 220 nm

ベンゾイン

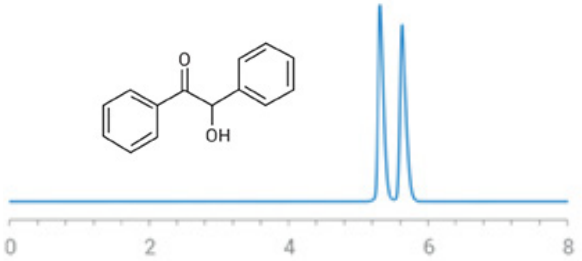

Retention (min): 5.31/5.63 (Peak1/Peak 2)
Resolution: 2.11

Method Conditions

Column: InfinityLab Poroshell 120 Chiral-CD (15 cm x 4.6 mm, 2.7 µm)
Mobile phase: 20/80: Acetonitrile/50 mM Ammonium Formate (pH 3.6)
Flow Rate: 0.7 mL/min
Temperature: 40 °C
Injection Volume: 1.0 µL
Detection: UV 230 nm

クロフェジアノール

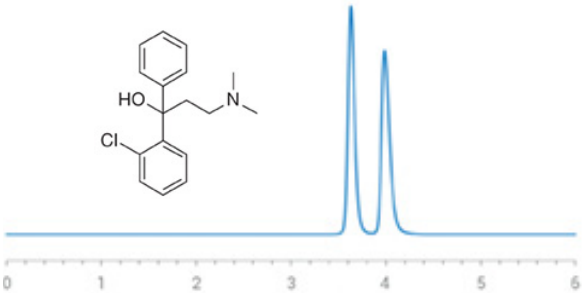

Retention (min): 3.63/3.99 (Peak1/Peak 2)
Resolution: 2.53

Method Conditions

Column: InfinityLab Poroshell 120 Chiral-CD (10 cm x 4.6 mm, 2.7 µm)
Mobile phase: 90/10: Methanol/15 mM Ammonium Formate (pH 3.6)
Flow Rate: 0.6 mL/min
Temperature: Ambient (23 °C)
Injection Volume: 1.0 µL
Detection: UV 220 nm

クロフェジアノール

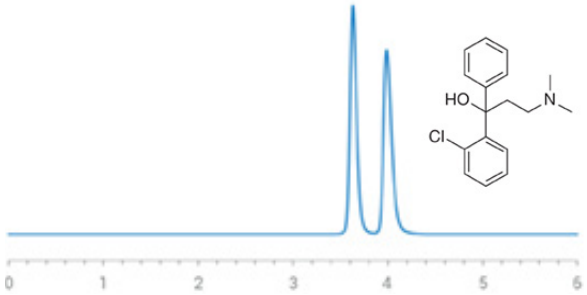

Retention (min): 3.63/3.99 (Peak1/Peak 2)
Resolution: 2.53

Method Conditions

Column: InfinityLab Poroshell 120 Chiral-V (10 cm x 4.6 mm, 2.7 µm)
Mobile phase: 90/10: Methanol/15 mM Ammonium Formate (pH 3.6)
Flow Rate: 0.6 mL/min
Temperature: Ambient (23 °C)
Injection Volume: 1.0 µL
Detection: UV 220 nm

医薬品

ホマトロピン

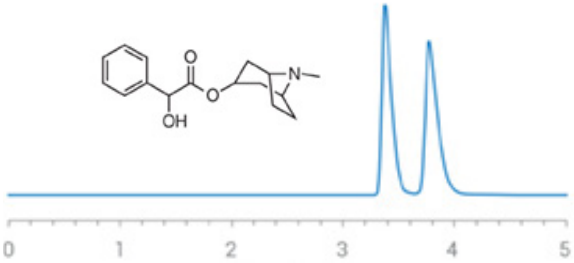

Retention (min): 3.37/3.77 (Peak1/Peak 2)
Resolution: 2.25

Method Conditions

Column: InfinityLab Poroshell 120 Chiral-CD (15 cm x 4.6 mm, 2.7 µm)
Mobile phase: 10/90: Acetonitrile/50 mM Ammonium Formate (pH 3.6)
Flow Rate: 1.0 mL/min
Temperature: Ambient (23 °C)
Injection Volume: 1.0 µL
Detection: UV 230 nm

インダパミド

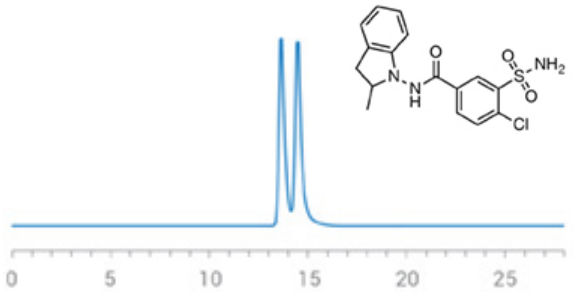

Retention (min): 13.65/14.48 (Peak1/Peak 2)
Resolution: 1.12

Method Conditions

Column: InfinityLab Poroshell 120 Chiral-CD (15 cm x 4.6 mm, 2.7 µm)
Mobile phase: 15/85: Acetonitrile/15 mM Ammonium Formate (pH 3.6)
Flow Rate: 0.3 mL/min
Temperature: 10 °C
Injection Volume: 1.0 µL
Detection: UV 230 nm

ロフェキシジン

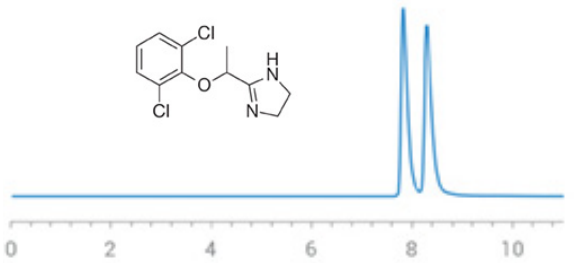

Retention (min): 7.82/8.29 (Peak1/Peak 2)
Resolution: 1.97

Method Conditions

Column: InfinityLab Poroshell 120 Chiral-CD (10 cm x 4.6 mm, 2.7 µm)
Mobile phase: 10/90: Acetonitrile/50 mM Ammonium Formate (pH 3.6)
Flow Rate: 0.5 mL/min
Temperature: 45 °C
Injection Volume: 1.0 µL
Detection: UV 230 nm

ロフェキシジン

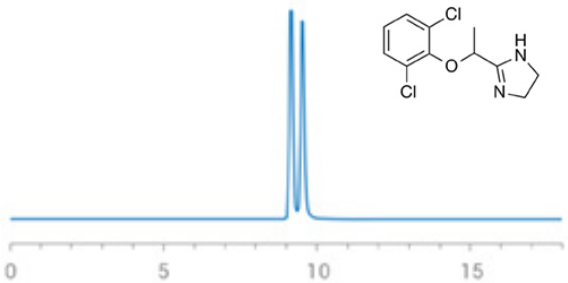

Retention (min): 9.16/9.53 (Peak1/Peak 2)
Resolution: 1.15

Method Conditions

Column: InfinityLab Poroshell 120 Chiral-V (10 cm x 4.6 mm, 2.7 µm) x2
Mobile phase: 100/0.2/0.05: Methanol/ Acetic Acid/Ammonium Hydroxide
Flow Rate: 0.5 mL/min
Temperature: Ambient (23 °C)
Injection Volume: 1.0 µL
Detection: UV 220 nm

p-クロロアンフェタミン

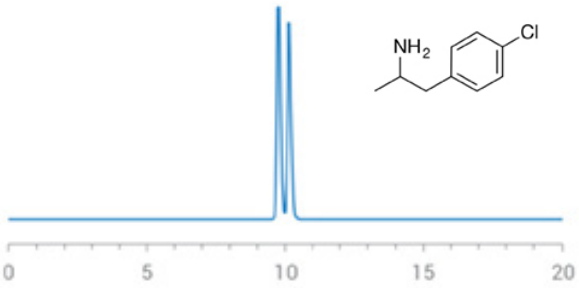

Retention (min): 9.76/10.15 (Peak1/Peak 2)
Resolution: 1.54

Method Conditions

Column: InfinityLab Poroshell 120 Chiral-CD (15 cm x 4.6 mm, 2.7 µm)
Mobile phase: 15/85: Acetonitrile/15 mM Ammonium Formate (pH 3.6)
Flow Rate: 0.5 mL/min
Temperature: Ambient (23 °C)
Injection Volume: 1.0 µL
Detection: UV 220 nm

フェニルこはく酸無水物

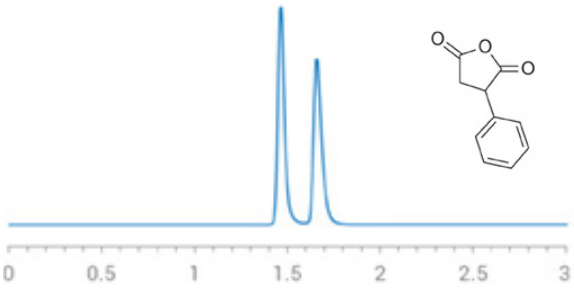

Retention (min): 1.47/1.66 (Peak1/Peak 2)
Resolution: 2.83

Method Conditions

Column: InfinityLab Poroshell 120 Chiral-CD (10 cm x 4.6 mm, 2.7 µm)
Mobile phase: 30/70: Acetonitrile/15 mM Ammonium Formate (pH 3.6)
Flow Rate: 1.0 mL/min
Temperature: Ambient (23 °C)
Injection Volume: 1.0 µL
Detection: UV 220 nm

トリアジメノール

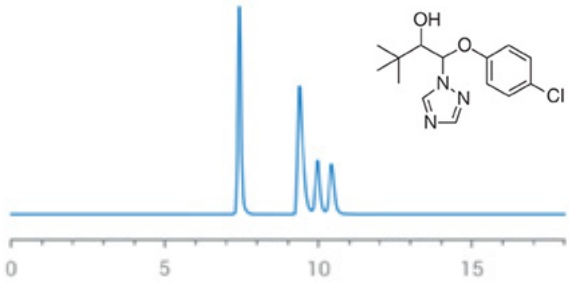

Retention (min): 7.42/9.38 (Peak 1/Peak 2), 9.97/10.42 (Peak 3/Peak 4)
Resolution: 7.49 (Peak 1/Peak 2), 1.63 (Peak 3/Peak 4)

Method Conditions

Column: InfinityLab Poroshell 120 Chiral-CD (15 cm x 4.6 mm, 2.7 µm)
Mobile phase: 25/75: Acetonitrile/15 mM Ammonium Formate (pH 3.6)
Flow Rate: 0.5 mL/min
Temperature: 35 °C
Injection Volume: 1.0 µL
Detection: UV 220 nm

5-メチル-5-フェニルヒダントイン

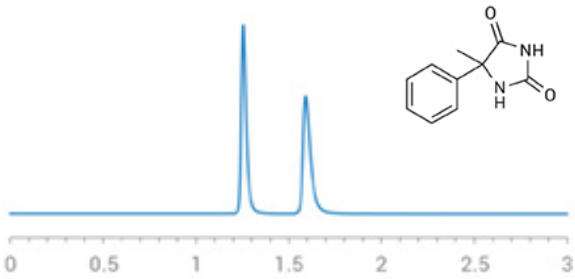

Retention (min): 1.26/1.59 (Peak1/Peak 2)
Resolution: 5.83

Method Conditions

Column: InfinityLab Poroshell 120 Chiral-T (10 cm x 4.6 mm, 2.7 µm)
Mobile phase: 100: Methanol
Flow Rate: 1.0 mL/min
Temperature: Ambient (23 °C)
Injection Volume: 1.0 µL
Detection: UV 220 nm

医薬品

アミノグルテチミド

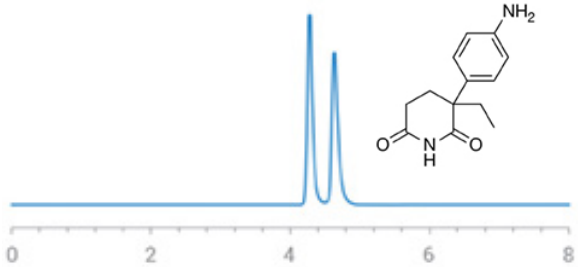

Retention (min): 4.28/4.63 (Peak1/Peak 2)
Resolution: 2.50

Method Conditions

Column: InfinityLab Poroshell 120 Chiral-T (15 cm x 4.6 mm, 2.7 µm)
Mobile phase: 100/0.5 wt %: Methanol/Ammonium Trifluoroacetate
Flow Rate: 0.5 mL/min
Temperature: 10 °C
Injection Volume: 1.0 µL
Detection: UV 230 nm

バメタン

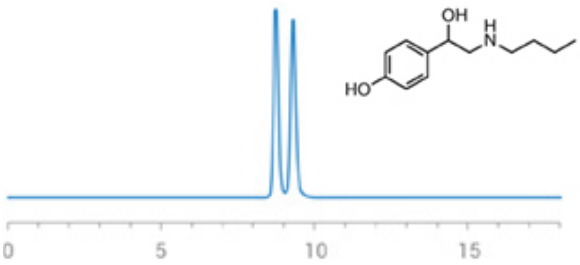

Retention (min): 8.74/9.30 (Peak1/Peak 2)
Resolution: 1.52

Method Conditions

Column: InfinityLab Poroshell 120 Chiral-T (10 cm x 4.6 mm, 2.7 µm)
Mobile phase: 100/0.2/0.05: Methanol/Acetic Acid/Ammonium Hydroxide
Flow Rate: 0.5 mL/min
Temperature: Ambient (23 °C)
Injection Volume: 1.0 µL
Detection: UV 220 nm

バメタン

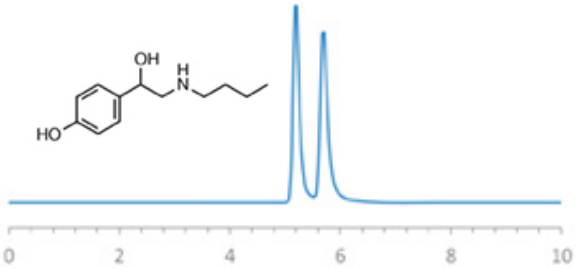

Retention (min): 5.19/5.69 (Peak1/Peak 2)
Resolution: 2.24

Method Conditions

Column: InfinityLab Poroshell 120 Chiral-V (10 cm x 4.6 mm, 2.7 µm)
Mobile phase: 60/40/0.3/0.2: Acetonitrile/Methanol/Acetic Acid/TEA
Flow Rate: 0.8 mL/min
Temperature: Ambient (23 °C)
Injection Volume: 1.0 µL
Detection: UV 220 nm

ジペロドン

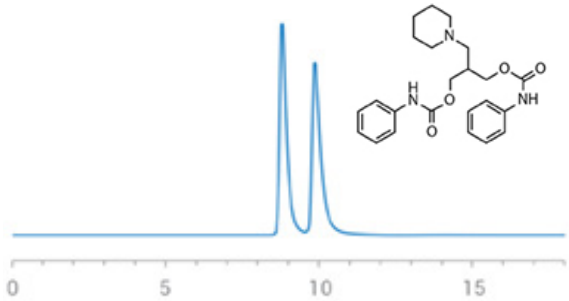

Retention (min): 8.80/9.87 (Peak1/Peak 2)
Resolution: 2.44

Method Conditions

Column: InfinityLab Poroshell 120 Chiral-T (10 cm x 4.6 mm, 2.7 µm)
Mobile phase: 100/0.2/0.05: Methanol/Acetic Acid/Ammonium Hydroxide
Flow Rate: 0.7 mL/min
Temperature: Ambient (23 °C)
Injection Volume: 1.0 µL
Detection: UV 230 nm

医薬品

ジペロドン

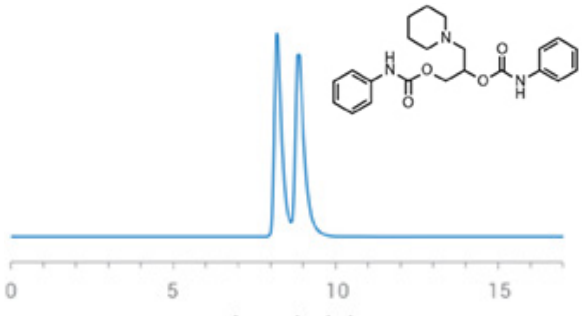

Retention (min): 8.19/8.86 (Peak1/Peak 2)
Resolution: 1.40

Method Conditions

Column: InfinityLab Poroshell 120 Chiral-V (10 cm x 4.6 mm, 2.7 µm)
Mobile phase: 100/0.2/0.05: Methanol/Acetic Acid/Ammonium Hydroxide
Flow Rate: 0.5 mL/min
Temperature: Ambient (23 °C)
Injection Volume: 1.0 µL
Detection: UV 220 nm

フルルビプロフェン

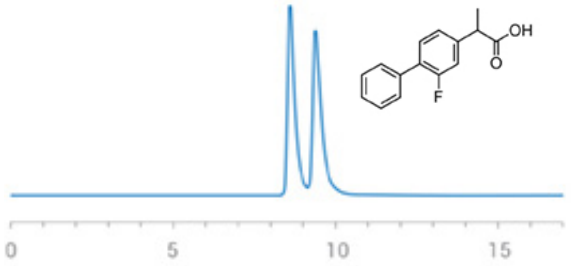

Retention (min): 8.59/9.37 (Peak1/Peak 2)
Resolution: 1.50

Method Conditions

Column: InfinityLab Poroshell 120 Chiral-T (10 cm x 4.6 mm, 2.7 µm)
Mobile phase: 30/70: Methanol/15 mM Ammonium Formate (pH 3.6)
Flow Rate: 0.5 mL/min
Temperature: Ambient (23 °C)
Injection Volume: 1.0 µL
Detection: UV 220 nm

マンデル酸

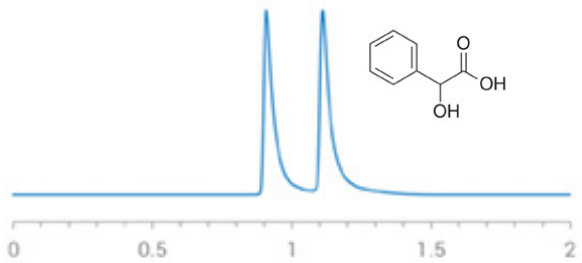

Retention (min): 0.91/1.11 (Peak1/Peak 2)
Resolution: 3.56

Method Conditions

Column: InfinityLab Poroshell 120 Chiral-T (10 cm x 4.6 mm, 2.7 µm)
Mobile phase: 30/70: Methanol/80 mM Ammonium Acetate (pH 5.0)
Flow Rate: 0.5 mL/min
Temperature: 45 °C
Injection Volume: 1.0 µL
Detection: UV 220 nm

ナフトピジル

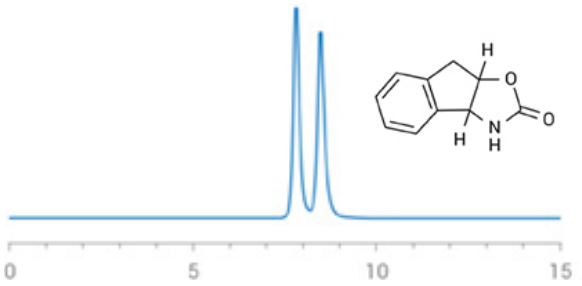

Retention (min): 3.80/4.03 (Peak1/Peak 2)
Resolution: 1.91

Method Conditions

Column: InfinityLab Poroshell 120 Chiral-T (10 cm x 4.6 mm, 2.7 µm)
Mobile phase: 100/0.1 wt %: Methanol/Ammonium Trifluoroacetate
Flow Rate: 0.5 mL/min
Temperature: Ambient (23 °C)
Injection Volume: 1.0 µL
Detection: UV 220 nm

医薬品

p-ヒドロキシマンデル酸

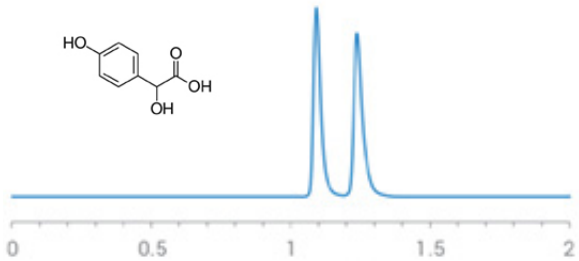

Retention (min): 1.09/1.24 (Peak1/Peak 2)
Resolution: 2.87

Method Conditions

Column: InfinityLab Poroshell 120 Chiral-T (10 cm x 4.6 mm, 2.7 µm)
Mobile phase: 30/70: Methanol/50 mM Ammonium Formate (pH 3.6)
Flow Rate: 1.0 mL/min
Temperature: 45 °C
Injection Volume: 1.0 µL
Detection: UV 230 nm

アムロジピン

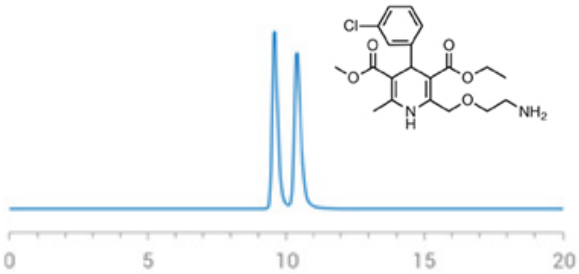

Retention (min): 9.58/10.39 (Peak1/Peak 2)
Resolution: 2.06

Method Conditions

Column: InfinityLab Poroshell 120 Chiral-V (10 cm x 4.6 mm, 2.7 µm)
Mobile phase: 100/0.2/0.05: Methanol/Acetic Acid/Ammonium Hydroxide
Flow Rate: 0.5 mL/min
Temperature: Ambient (23 °C)
Injection Volume: 1.0 µL
Detection: UV 220 nm

ブロムフェニラミン

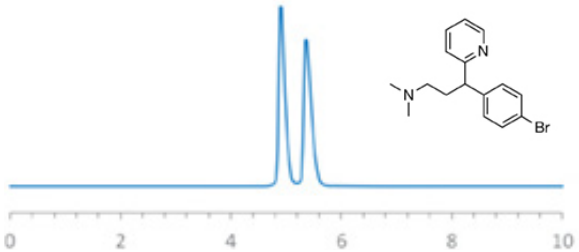

Retention (min): 4.91/5.37 (Peak1/Peak 2)
Resolution: 2.05

Method Conditions

Column: InfinityLab Poroshell 120 Chiral-V (10 cm x 4.6 mm, 2.7 µm)
Mobile phase: 90/10: Methanol/15 mM Ammonium Formate (pH 3.6)
Flow Rate: 0.7 mL/min
Temperature: Ambient (23 °C)
Injection Volume: 1.0 µL
Detection: UV 230 nm

カルビノキサミン

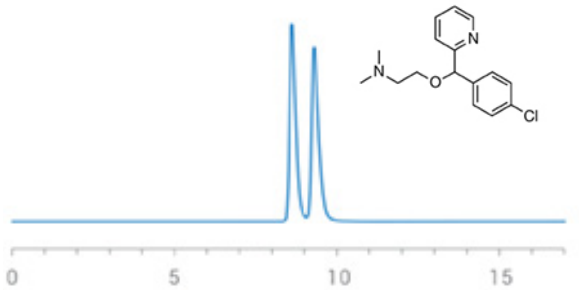

Retention (min): 8.61/9.30 (Peak1/Peak 2)
Resolution: 1.92

Method Conditions

Column: InfinityLab Poroshell 120 Chiral-V (10 cm x 4.6 mm, 2.7 µm)
Mobile phase: 100/0.2/0.05: Methanol/Acetic Acid/Ammonium Hydroxide
Flow Rate: 0.5 mL/min
Temperature: Ambient (23 °C)
Injection Volume: 1.0 µL
Detection: UV 230 nm

医薬品

セチリジン

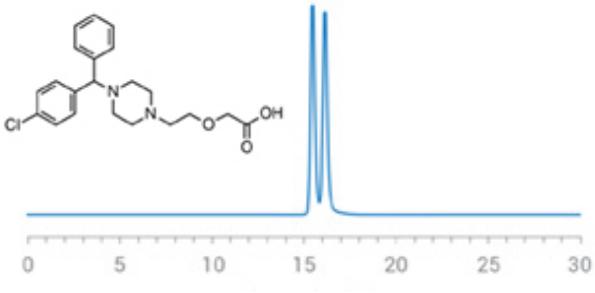

Retention (min): 15.48/16.14 (Peak1/Peak 2)
Resolution: 1.12

Method Conditions

Column: InfinityLab Poroshell 120 Chiral-V (10 cm x 4.6 mm, 2.7 µm) x2
Mobile phase: 90/10: Methanol/15 mM Ammonium Formate (pH 3.6)
Flow Rate: 0.3 mL/min
Temperature: Ambient (23 °C)
Injection Volume: 1.0 µL
Detection: UV 230 nm

クロルフェニラミン

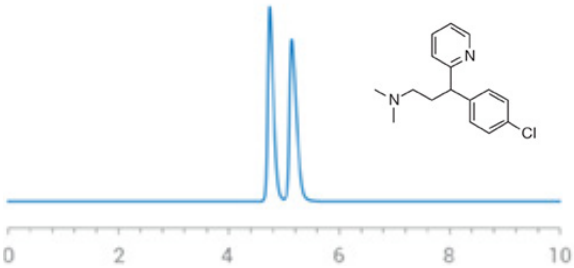

Retention (min): 4.74/5.14 (Peak1/Peak 2)
Resolution: 1.95

Method Conditions

Column: InfinityLab Poroshell 120 Chiral-V (10 cm x 4.6 mm, 2.7 µm)
Mobile phase: 90/10: Methanol/15 mM Ammonium Formate (pH 3.6)
Flow Rate: 0.7 mL/min
Temperature: Ambient (23 °C)
Injection Volume: 1.0 µL
Detection: UV 230 nm

シタロプラム

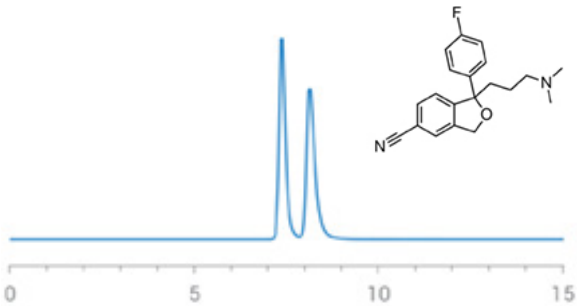

Retention (min): 7.38/8.14 (Peak1/Peak 2)
Resolution: 2.15

Method Conditions

Column: InfinityLab Poroshell 120 Chiral-V (10 cm x 4.6 mm, 2.7 µm)
Mobile phase: 100/0.2/0.05: Methanol/Acetic Acid/Ammonium Hydroxide
Flow Rate: 0.7 mL/min
Temperature: Ambient (23 °C)
Injection Volume: 1.0 µL
Detection: UV 230 nm

ジソピラミド

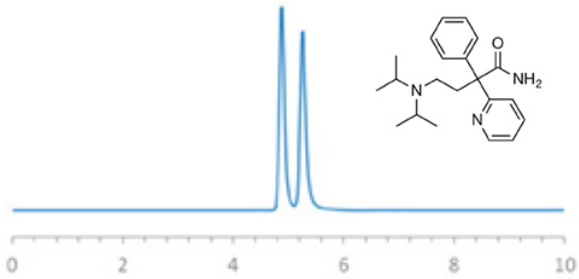

Retention (min): 4.88/5.26 (Peak1/Peak 2)
Resolution: 2.12

Method Conditions

Column: InfinityLab Poroshell 120 Chiral-V (10 cm x 4.6 mm, 2.7 µm)
Mobile phase: 60/40/0.3/0.2: Acetonitrile/Methanol/Acetic Acid/TEA
Flow Rate: 0.5 mL/min
Temperature: Ambient (23 °C)
Injection Volume: 1.0 µL
Detection: UV 220 nm

ケタミン

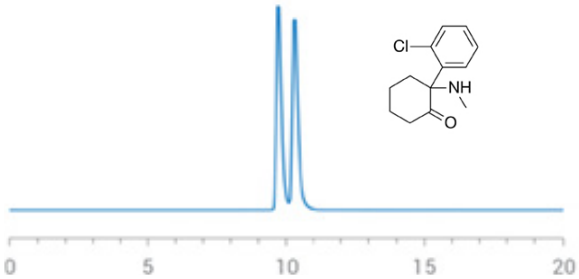

Retention (min): 9.72/10.31 (Peak1/Peak 2)
Resolution: 1.22

Method Conditions

Column: InfinityLab Poroshell 120 Chiral-V (15 cm x 4.6 mm, 2.7 µm)
Mobile phase: 90/10: Ethanol/15 mM Ammonium Formate (pH 3.6)
Flow Rate: 0.3 mL/min
Temperature: Ambient (23 °C)
Injection Volume: 1.0 µL
Detection: UV 220 nm

メトキシフェナミン

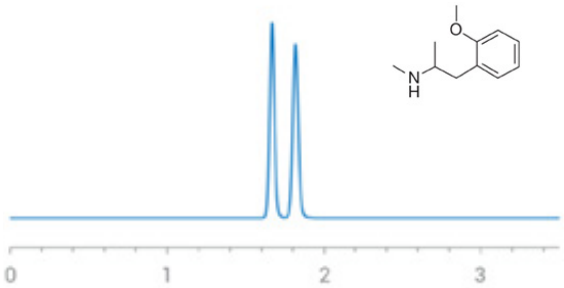

Retention (min): 1.67/1.82 (Peak1/Peak 2)
Resolution: 2.54

Method Conditions

Column: InfinityLab Poroshell 120 Chiral-V (10 cm x 4.6 mm, 2.7 µm)
Mobile phase: 100/0.1 wt %: Methanol/Ammonium Trifluoroacetate
Flow Rate: 1.0 mL/min
Temperature: Ambient (23 °C)
Injection Volume: 1.0 µL
Detection: UV 220 nm

メトキシベラパミル

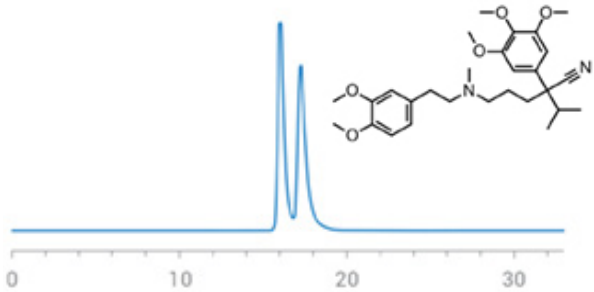

Retention (min): 16.03/17.26 (Peak1/Peak 2)
Resolution: 1.17

Method Conditions

Column: InfinityLab Poroshell 120 Chiral-V (10 cm x 4.6 mm, 2.7 µm) x2
Mobile phase: 100/0.2/0.05: Methanol/Acetic Acid/Ammonium Hydroxide
Flow Rate: 0.5 mL/min
Temperature: Ambient (23 °C)
Injection Volume: 1.0 µL
Detection: UV 220 nm

ニカルジピン

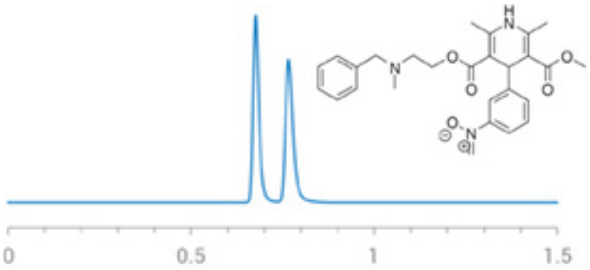

Retention (min): 0.68/0.77 (Peak1/Peak 2)
Resolution: 2.78

Method Conditions

Column: InfinityLab Poroshell 120 Chiral-V (10 cm x 4.6 mm, 2.7 µm)
Mobile phase: 100/0.1 wt %: Methanol/Ammonium Trifluoroacetate
Flow Rate: 2.0 mL/min
Temperature: 45 °C
Injection Volume: 1.0 µL
Detection: UV 230 nm

医薬品

オルフェナドリン

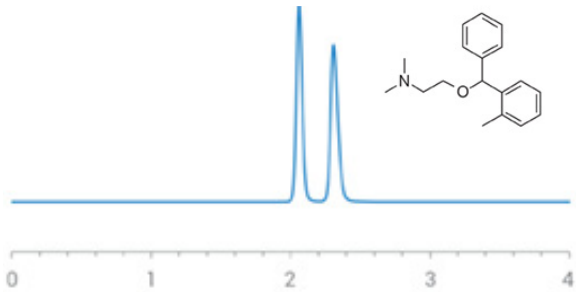

Retention (min): 2.06/2.31 (Peak1/Peak 2)
Resolution: 2.92

Method Conditions

Column: InfinityLab Poroshell 120 Chiral-V (10 cm x 4.6 mm, 2.7 µm)
Mobile phase: 90/10: Methanol/15 mM Ammonium Formate (pH 3.6)
Flow Rate: 1.0 mL/min
Temperature: Ambient (23 °C)
Injection Volume: 1.0 µL
Detection: UV 220 nm

ピペロキサン

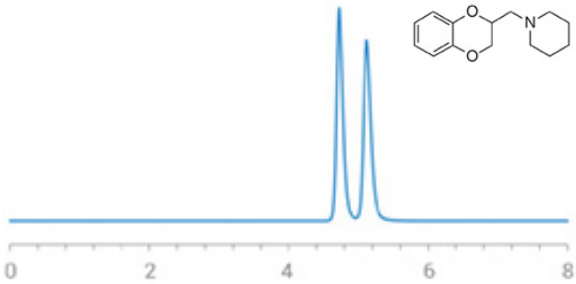

Retention (min): 4.72/5.12 (Peak1/Peak 2)
Resolution: 2.18

Method Conditions

Column: InfinityLab Poroshell 120 Chiral-V (10 cm x 4.6 mm, 2.7 µm)
Mobile phase: 100/0.2/0.1: Methanol/Acetic Acid/Triethylamine
Flow Rate: 0.7 mL/min
Temperature: Ambient (23 °C)
Injection Volume: 1.0 µL
Detection: UV 220 nm

プロメタジン

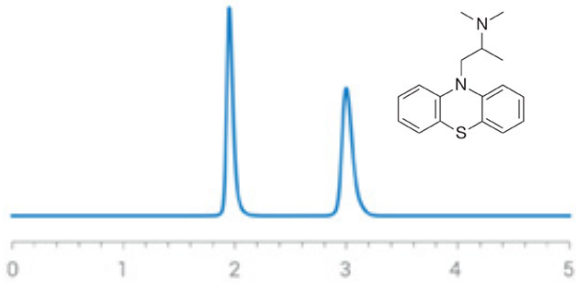

Retention (min): 1.95/3.00 (Peak1/Peak 2)
Resolution: 7.52

Method Conditions

Column: InfinityLab Poroshell 120 Chiral-V (10 cm x 4.6 mm, 2.7 µm)
Mobile phase: 100/0.1 wt %: Methanol/Ammonium Trifluoroacetate
Flow Rate: 2.0 mL/min
Temperature: Ambient (23 °C)
Injection Volume: 1.0 µL
Detection: UV 254 nm

テトラヒドロゾリン

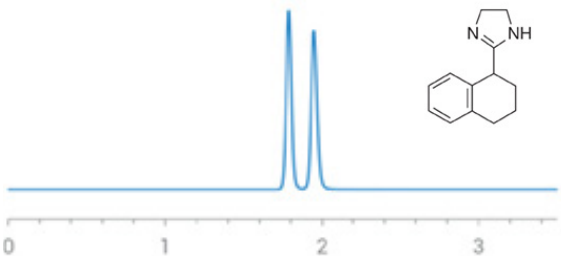

Retention (min): 1.79/1.95 (Peak1/Peak 2)
Resolution: 2.49

Method Conditions

Column: InfinityLab Poroshell 120 Chiral-V (10 cm x 4.6 mm, 2.7 µm)
Mobile phase: 90/10: Methanol/15 mM Ammonium Formate (pH 3.6)
Flow Rate: 1.0 mL/min
Temperature: Ambient (23 °C)
Injection Volume: 1.0 µL
Detection: UV 220 nm

医薬品

サリドマイド

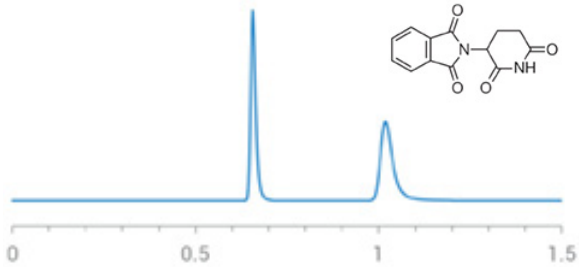

Retention (min): 0.66/1.02 (Peak1/Peak 2)
Resolution: 8.50

Method Conditions

Column: InfinityLab Poroshell 120 Chiral-V (10 cm x 4.6 mm, 2.7 µm)
Mobile phase: 100: Methanole
Flow Rate: 2.0 mL/min
Temperature: 45 °C
Injection Volume: 1.0 µL
Detection: UV 220 nm

トリヘキシフェニジル

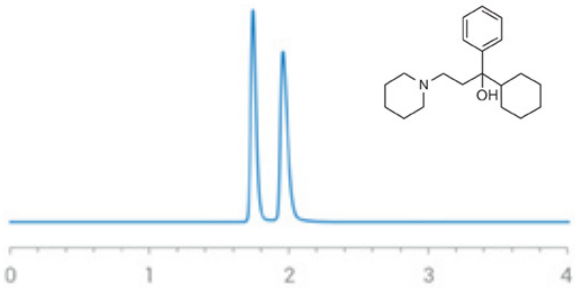

Retention (min): 1.74/1.96 (Peak1/Peak 2)
Resolution: 2.66

Method Conditions

Column: InfinityLab Poroshell 120 Chiral-V (10 cm x 4.6 mm, 2.7 µm)
Mobile phase: 100/0.1 wt %: Methanol/Ammonium Trifluoroacetate
Flow Rate: 1.0 mL/min
Temperature: Ambient (23 °C)
Injection Volume: 1.0 µL
Detection: UV 220 nm

トリメブチン

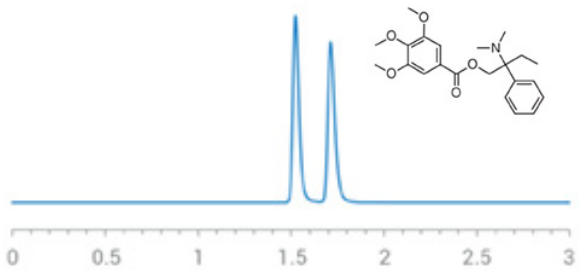

Retention (min): 1.53/1.71 (Peak1/Peak 2)
Resolution: 2.98

Method Conditions

Column: InfinityLab Poroshell 120 Chiral-V (10 cm x 4.6 mm, 2.7 µm)
Mobile phase: 100/0.1 wt %: Methanol/Ammonium Trifluoroacetate
Flow Rate: 1.0 mL/min
Temperature: Ambient (23 °C)
Injection Volume: 1.0 µL
Detection: UV 230 nm

ベラパミル

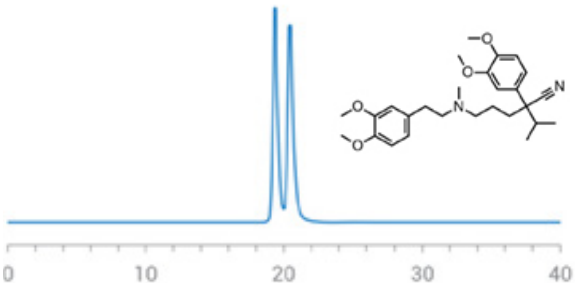

Retention (min): 19.35/20.44 (Peak1/Peak 2)
Resolution: 1.13

Method Conditions

Column: InfinityLab Poroshell 120 Chiral-V (10 cm x 4.6 mm, 2.7 µm) x2
Mobile phase: 90/10: Methanol/15 mM Ammonium Formate (pH 3.6)
Flow Rate: 0.3 mL/min
Temperature: Ambient (23 °C)
Injection Volume: 1.0 µL
Detection: UV 230 nm

3,4-メチレンジオキシアンフェタミン (MDA)

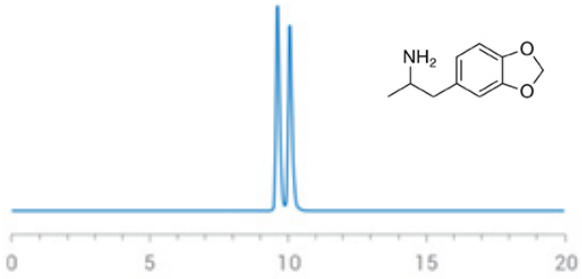

Retention (min): 9.61/10.06 (Peak1/Peak 2)
Resolution: 1.71

Method Conditions

Column: InfinityLab Poroshell 120 Chiral-CD (15 cm x 4.6 mm, 2.7 µm)
Mobile phase: 10/90: Acetonitrile/15 mM Ammonium Formate (pH 3.6)
Flow Rate: 0.5 mL/min
Temperature: Ambient (23 °C)
Injection Volume: 1.0 µL
Detection: UV 230 nm

3,4-メチレンジオキシアンフェタミン (MDA)

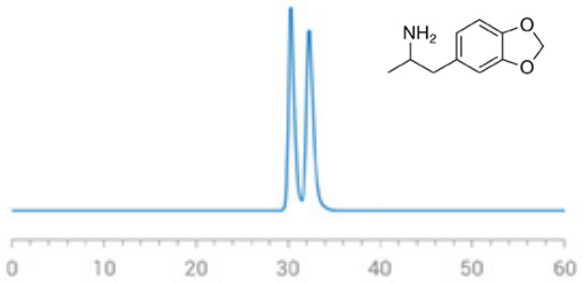

Retention (min): 30.31/32.27 (Peak1/Peak 2)
Resolution: 1.16

Method Conditions

Column: InfinityLab Poroshell 120 Chiral-V (10 cm x 4.6 mm, 2.7 µm) x2
Mobile phase: 95/5: Ethanol/15 mM Ammonium Formate (pH 3.6)
Flow Rate: 0.4 mL/min
Temperature: Ambient (23 °C)
Injection Volume: 1.0 µL
Detection: UV 263 nm

3,4-メチレンジオキシメタンフェタミン (MDMA)

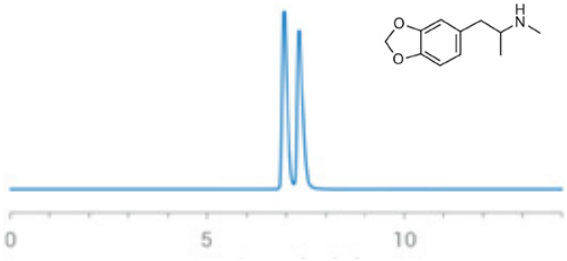

Retention (min): 6.95/7.33 (Peak1/Peak 2)
Resolution: 1.54

Method Conditions

Column: InfinityLab Poroshell 120 Chiral-CD (15 cm x 4.6 mm, 2.7 µm)
Mobile phase: 15/85: Acetonitrile/15 mM Ammonium Formate (pH 3.6)
Flow Rate: 0.7 mL/min
Temperature: Ambient (23 °C)
Injection Volume: 1.0 µL
Detection: UV 230 nm

3,4-ジメチルメトカチノン

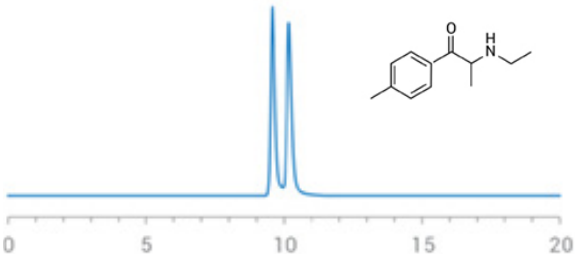

Retention (min): 19.35/20.44 (Peak1/Peak 2)
Resolution: 1.13

Method Conditions

Column: InfinityLab Poroshell 120 Chiral-CD (10 cm x 4.6 mm, 2.7 µm) x2
Mobile phase: 90/10: Methanol/15 mM Ammonium Formate (pH 3.6)
Flow Rate: 0.3 mL/min
Temperature: Ambient (23 °C)
Injection Volume: 1.0 µL
Detection: UV 230 nm

3,4-ジメチルメトカチノン

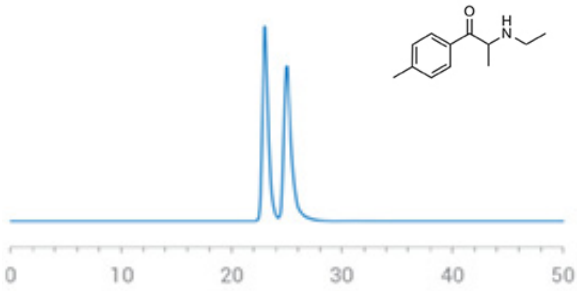

Retention (min): 22.98/24.98 (Peak1/Peak 2)
Resolution: 1.52

Method Conditions

Column: InfinityLab Poroshell 120 Chiral-T (10 cm x 4.6 mm, 2.7 µm)
Mobile phase: 95/5: Ethanol/15 mM Ammonium Formate (pH 3.6)
Flow Rate: 1.0 mL/min
Temperature: Ambient (23 °C)
Injection Volume: 1.0 µL
Detection: UV 254 nm

メトキサミン

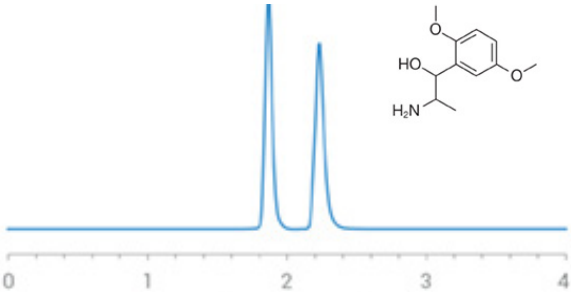

Retention (min): 1.87/2.23 (Peak1/Peak 2)
Resolution: 3.62

Method Conditions

Column: InfinityLab Poroshell 120 Chiral-CD (10 cm x 4.6 mm, 2.7 µm)
Mobile phase: 10/90: Acetonitrile/15 mM Ammonium Formate (pH 3.6)
Flow Rate: 1.0 mL/min
Temperature: Ambient (23 °C)
Injection Volume: 1.0 µL
Detection: UV 220 nm

メトキサミン

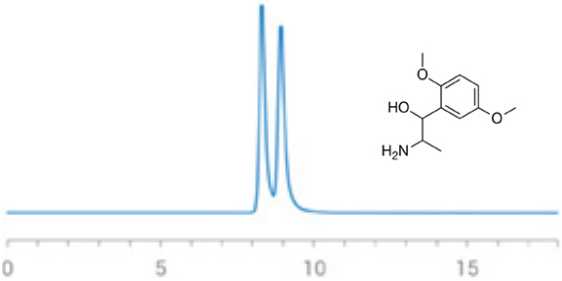

Retention (min): 8.32/8.93 (Peak1/Peak 2)
Resolution: 1.24

Method Conditions

Column: InfinityLab Poroshell 120 Chiral-V (10 cm x 4.6 mm, 2.7 µm)
Mobile phase: 60/40/0.3/0.2: Acetonitrile/Methanol/Acetic Acid/TEA
Flow Rate: 0.5 mL/min
Temperature: Ambient (23 °C)
Injection Volume: 1.0 µL
Detection: UV 220 nm

刺激薬

ペンテドロン

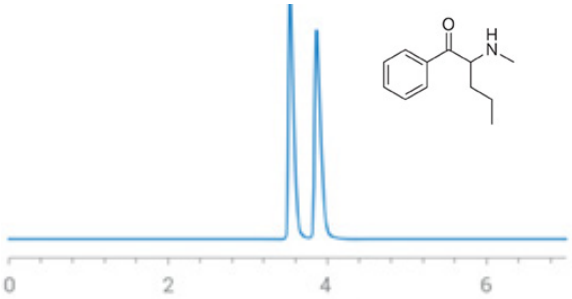

Retention (min): 3.54/3.87 (Peak1/Peak 2)
Resolution: 2.68

Method Conditions

Column: InfinityLab Poroshell 120 Chiral-CD (15 cm x 4.6 mm, 2.7 µm)
Mobile phase: 10/90: Acetonitrile/15 mM Ammonium Formate (pH 3.6)
Flow Rate: 1.0 mL/min
Temperature: Ambient (23 °C)
Injection Volume: 1.0 µL
Detection: UV 254 nm

ペンテドロン

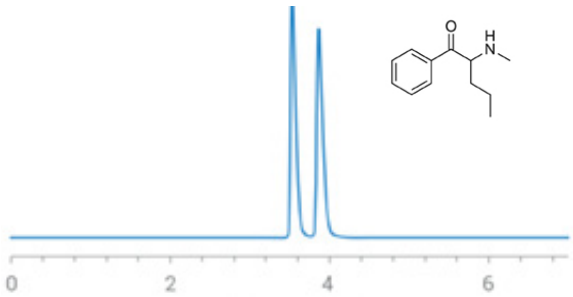

Retention (min): 7.95/8.53 (Peak1/Peak 2)
Resolution: 1.80

Method Conditions

Column: InfinityLab Poroshell 120 Chiral-V (10 cm x 4.6 mm, 2.7 µm)
Mobile phase: 90/10: Ethanol/15 mM Ammonium Formate (pH 3.6)
Flow Rate: 0.5 mL/min
Temperature: Ambient (23 °C)
Injection Volume: 1.0 µL
Detection: UV 254 nm

シュードエフェドリン

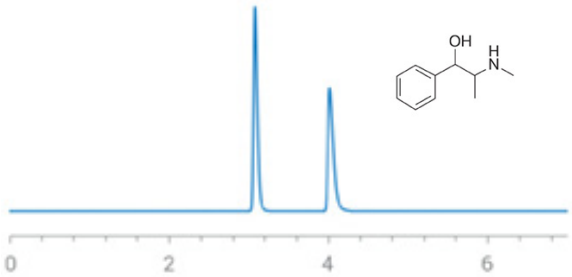

Retention (min): 3.08/4.01 (Peak1/Peak 2)
Resolution: 8.98

Method Conditions

Column: InfinityLab Poroshell 120 Chiral-CD (15 cm x 4.6 mm, 2.7 µm)
Mobile phase: 10/90: Acetonitrile/15 mM Ammonium Formate (pH 3.6)
Flow Rate: 1.0 mL/min
Temperature: Ambient (23 °C)
Injection Volume: 1.0 µL
Detection: UV 220 nm

シュードエフェドリン

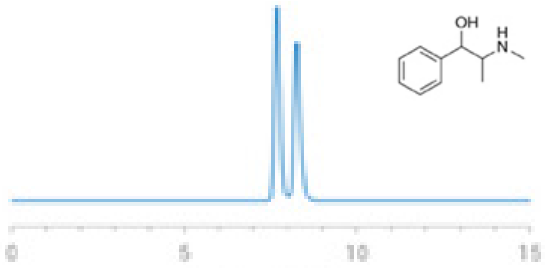

Retention (min): 7.70/8.27 (Peak1/Peak 2)
Resolution: 2.04

Method Conditions

Column: InfinityLab Poroshell 120 Chiral-T (10 cm x 4.6 mm, 2.7 µm)
Mobile phase: 60/40/0.3/0.2: Acetonitrile/Methanol/Acetic Acid/TEA
Flow Rate: 0.7 mL/min
Temperature: Ambient (23 °C)
Injection Volume: 1.0 µL
Detection: UV 220 nm

刺激薬

シュードエフェドリン

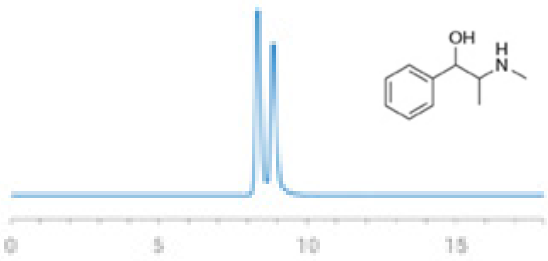

Retention (min): 8.34/8.84 (Peak1/Peak 2)
Resolution: 1.40

Method Conditions

Column: InfinityLab Poroshell 120 Chiral-V (10 cm x 4.6 mm, 2.7 µm)
Mobile phase: 60/40/0.3/0.2: Acetonitrile/Methanol/Acetic Acid/TEA
Flow Rate: 0.5 mL/min
Temperature: Ambient (23 °C)
Injection Volume: 1.0 µL
Detection: UV 254 nm

α-ピロリジノペンチオフェノン

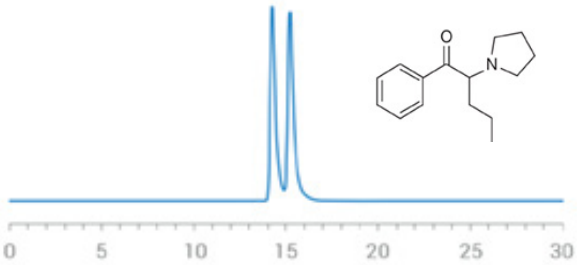

Retention (min): 14.24/15.21 (Peak1/Peak 2)
Resolution: 1.34

Method Conditions

Column: InfinityLab Poroshell 120 Chiral-CD (15 cm x 4.6 mm, 2.7 µm)
Mobile phase: 15/85: Acetonitrile/15 mM Ammonium Formate (pH 3.6)
Flow Rate: 0.3 mL/min
Temperature: 10 °C
Injection Volume: 1.0 µL
Detection: UV 254 nm

ノルエフェドリン

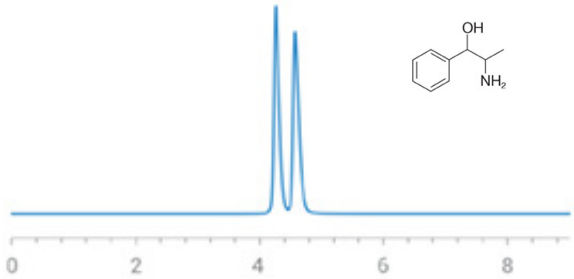

Retention (min): 4.26/4.57 (Peak1/Peak 2)
Resolution: 1.96

Method Conditions

Column: InfinityLab Poroshell 120 Chiral-CF (10 cm x 4.6 mm, 2.7 µm)
Mobile phase: 60/40/0.3/0.2: Acetonitrile/Methanol/Acetic Acid/TEA
Flow Rate: 0.8 mL/min
Temperature: Ambient (23 °C)
Injection Volume: 1.0 µL
Detection: UV 210 nm

ノルメタネフリン

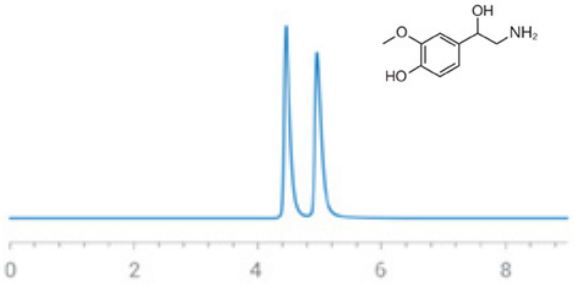

Retention (min): 4.46/4.96 (Peak1/Peak 2)
Resolution: 2.88

Method Conditions

Column: InfinityLab Poroshell 120 Chiral-CF (10 cm x 4.6 mm, 2.7 µm)
Mobile phase: 60/40/0.3/0.2: Acetonitrile/Methanol/Acetic Acid/TEA
Flow Rate: 1.0 mL/min
Temperature: Ambient (23 °C)
Injection Volume: 1.0 µL
Detection: UV 220 nm

刺激薬

ノルフェニレフリン

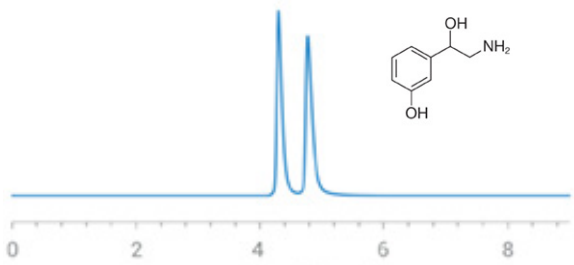

Retention (min): 4.30/4.77 (Peak1/Peak 2)
Resolution: 2.84

Method Conditions

Column: InfinityLab Poroshell 120 Chiral-CF (10 cm x 4.6 mm, 2.7 µm)
Mobile phase: 60/40/0.3/0.2: Acetonitrile/Methanol/Acetic Acid/TEA
Flow Rate: 1.0 mL/min
Temperature: Ambient (23 °C)
Injection Volume: 1.0 µL
Detection: UV 220 nm

3,4-ジヒドロキシフェニルアラニン (DOPA)

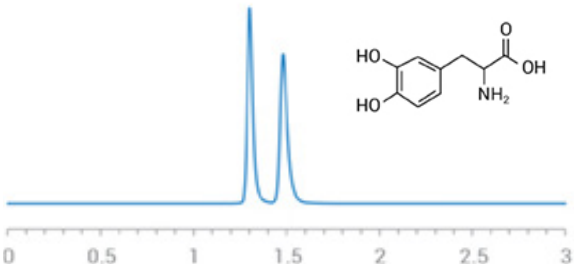

Retention (min): 1.30/1.48 (Peak1/Peak 2)
Resolution: 2.95

Method Conditions

Column: InfinityLab Poroshell 120 Chiral-T (10 cm x 4.6 mm, 2.7 µm)
Mobile phase: 30/70: Methanol/50 mM Ammonium Formate (pH 3.6)
Flow Rate: 1.0 mL/min
Temperature: 45 °C
Injection Volume: 1.0 µL
Detection: UV 230 nm

クレンブテロール

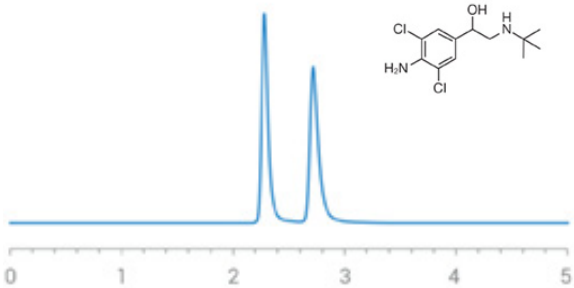

Retention (min): 2.28/2.72 (Peak1/Peak 2)
Resolution: 3.70

Method Conditions

Column: InfinityLab Poroshell 120 Chiral-T (10 cm x 4.6 mm, 2.7 µm)
Mobile phase: 100/0.2/0.05: Methanol/Acetic Acid/Ammonium Hydroxide
Flow Rate: 2.0 mL/min
Temperature: Ambient (23 °C)
Injection Volume: 1.0 µL
Detection: UV 220 nm

クレンブテロール

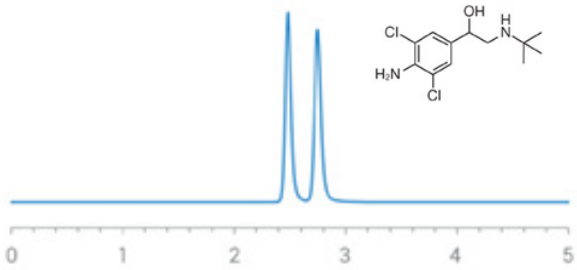

Retention (min): 2.48/2.75 (Peak1/Peak 2)
Resolution: 2.66

Method Conditions

Column: InfinityLab Poroshell 120 Chiral-V (10 cm x 4.6 mm, 2.7 µm)
Mobile phase: 100/0.1/0.02: Methanol/Acetic Acid/Ammonium Hydroxide
Flow Rate: 1.0 mL/min
Temperature: Ambient (23 °C)
Injection Volume: 1.0 µL
Detection: UV 220 nm

刺激薬

クレンブテロール

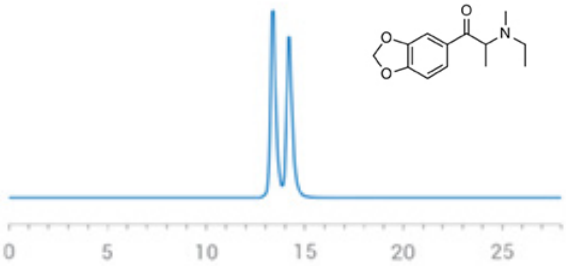

Retention (min): 13.38/14.18 (Peak1/Peak 2)
Resolution: 1.50

Method Conditions

Column: InfinityLab Poroshell 120 Chiral-T (10 cm x 4.6 mm, 2.7 µm)
Mobile phase: 100/0.2/0.05: Methanol/Acetic Acid/Ammonium Hydroxide
Flow Rate: 0.5 mL/min
Temperature: Ambient (23 °C)
Injection Volume: 1.0 µL
Detection: UV 230 nm

クレンブテロール

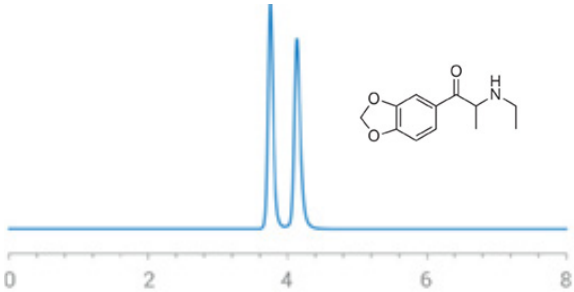

Retention (min): 3.75/4.13 (Peak1/Peak 2)
Resolution: 2.61

Method Conditions

Column: InfinityLab Poroshell 120 Chiral-V (10 cm x 4.6 mm, 2.7 µm)
Mobile phase: 100/0.2/0.1: Methanol/Acetic Acid/Triethylamine
Flow Rate: 0.7 mL/min
Temperature: Ambient (23 °C)
Injection Volume: 1.0 µL
Detection: UV 230 nm

メチルフェニデート

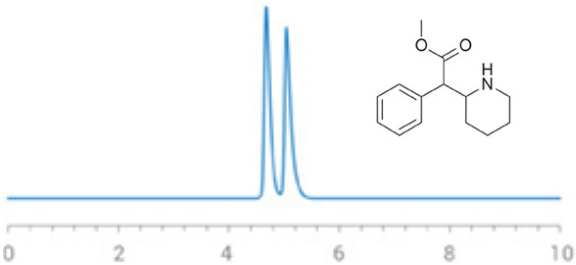

Retention (min): 4.68/5.04 (Peak1/Peak 2)
Resolution: 1.58

Method Conditions

Column: InfinityLab Poroshell 120 Chiral-T (10 cm x 4.6 mm, 2.7 µm)
Mobile phase: 100/0.1 wt %: Methanol/Ammonium Trifluoroacetate
Flow Rate: 1.0 mL/min
Temperature: Ambient (23 °C)
Injection Volume: 1.0 µL
Detection: UV 220 nm

メチルフェニデート

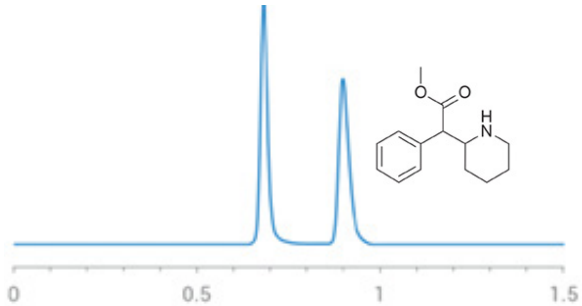

Retention (min): 0.68/0.90 (Peak1/Peak 2)
Resolution: 5.18

Method Conditions

Column: InfinityLab Poroshell 120 Chiral-V (10 cm x 4.6 mm, 2.7 µm)
Mobile phase: 100/0.1 wt %: Methanol/Ammonium Formate (pH 3.6)
Flow Rate: 2.75 mL/min
Temperature: Ambient (23 °C)
Injection Volume: 1.0 µL
Detection: UV 220 nm

刺激薬

3-フルオロメトカチノン

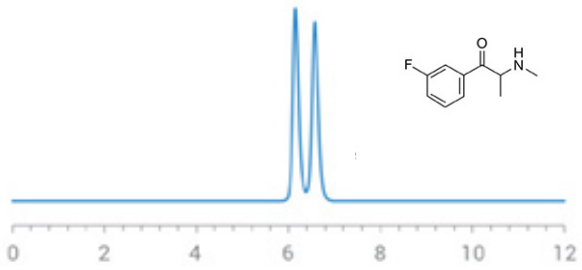

Retention (min): 6.15/6.57 (Peak1/Peak 2)
Resolution: 1.50

Method Conditions

Column: InfinityLab Poroshell 120 Chiral-V (10 cm x 4.6 mm, 2.7 µm)
Mobile phase: 30/70: Methanol/15 mM Ammonium Formate (pH 3.6)
Flow Rate: 0.5 mL/min
Temperature: Ambient (23 °C)
Injection Volume: 1.0 µL
Detection: UV 254 nm

3,4-メチレンジオキシ-N-エチルアンフェタミン (MDEA)

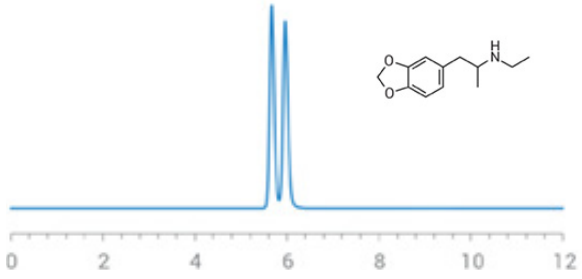

Retention (min): 5.67/5.96 (Peak1/Peak 2)
Resolution: 1.58

Method Conditions

Column: InfinityLab Poroshell 120 Chiral-V (10 cm x 4.6 mm, 2.7 µm)
Mobile phase: 100/0.2/0.05: Methanol/Acetic Acid/Ammonium Hydroxide
Flow Rate: 0.5 mL/min
Temperature: Ambient (23 °C)
Injection Volume: 1.0 µL
Detection: UV 220 nm

4-エチルメトカチノン

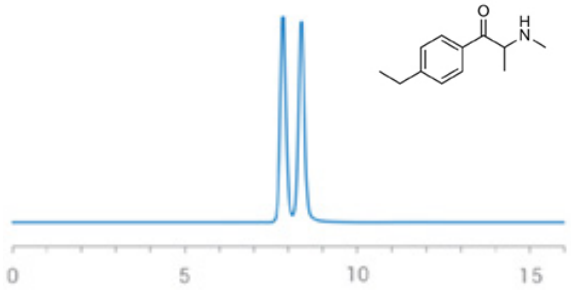

Retention (min): 7.85/8.38 (Peak1/Peak 2)
Resolution: 1.74

Method Conditions

Column: InfinityLab Poroshell 120 Chiral-V (10 cm x 4.6 mm, 2.7 µm)
Mobile phase: 90/10: Ethanol/15 mM Ammonium Formate (pH 3.6)
Flow Rate: 0.5 mL/min
Temperature: Ambient (23 °C)
Injection Volume: 1.0 µL
Detection: UV 254 nm

4-エチルメトカチノン

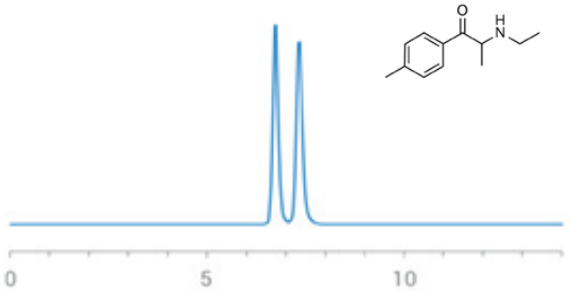

Retention (min): 6.73/7.33 (Peak1/Peak 2)
Resolution: 2.23

Method Conditions

Column: InfinityLab Poroshell 120 Chiral-V (10 cm x 4.6 mm, 2.7 µm)
Mobile phase: 90/10: Ethanol/15 mM Ammonium Formate (pH 3.6)
Flow Rate: 0.5 mL/min
Temperature: Ambient (23 °C)
Injection Volume: 1.0 µL
Detection: UV 254 nm

刺激薬

アミノレックス

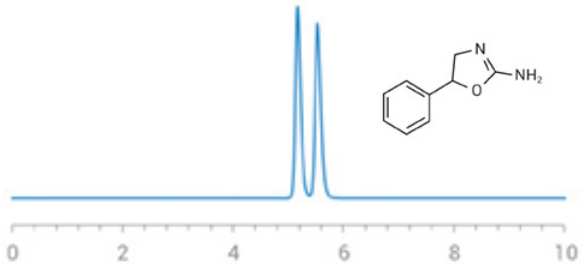

Retention (min): 5.17/5.53 (Peak1/Peak 2)
Resolution: 1.98

Method Conditions

Column: InfinityLab Poroshell 120 Chiral-V (10 cm x 4.6 mm, 2.7 µm)
Mobile phase: 100/0.2/0.05: Methanol/Acetic Acid/Ammonium Hydroxide
Flow Rate: 0.7 mL/min
Temperature: Ambient (23 °C)
Injection Volume: 1.0 µL
Detection: UV 220 nm

アンフェタミン

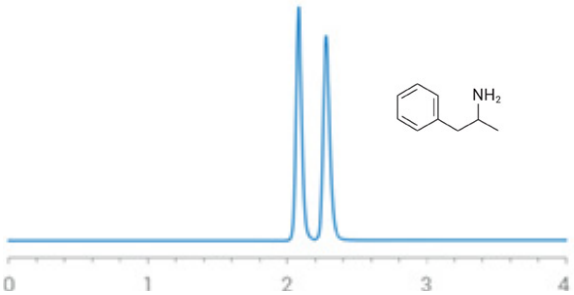

Retention (min): 2.08/2.28 (Peak1/Peak 2)
Resolution: 2.48

Method Conditions

Column: InfinityLab Poroshell 120 Chiral-V (10 cm x 4.6 mm, 2.7 µm)
Mobile phase: 100/0.1 wt %: Methanol/Ammonium Trifluoroacetate
Flow Rate: 1.0 mL/min
Temperature: Ambient (23 °C)
Injection Volume: 1.0 µL
Detection: UV 220 nm

ブチロン

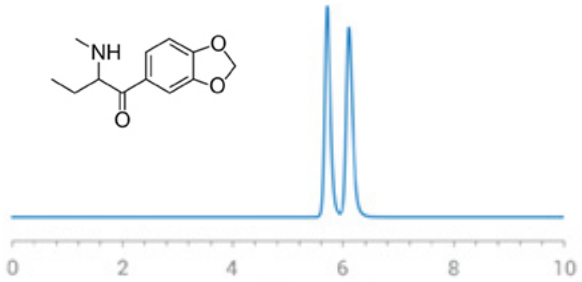

Retention (min): 5.71/6.10 (Peak1/Peak 2)
Resolution: 1.97

Method Conditions

Column: InfinityLab Poroshell 120 Chiral-V (10 cm x 4.6 mm, 2.7 µm)
Mobile phase: 100/0.2/0.1: Methanol/Acetic Acid/Triethylamine
Flow Rate: 1.0 mL/min
Temperature: Ambient (23 °C)
Injection Volume: 1.0 µL
Detection: UV 230 nm

カチノン

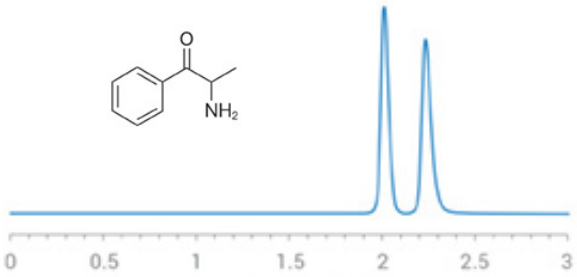

Retention (min): 2.01/2.23 (Peak1/Peak 2)
Resolution: 2.65

Method Conditions

Column: InfinityLab Poroshell 120 Chiral-V (10 cm x 4.6 mm, 2.7 µm)
Mobile phase: 100/0.1 wt %: Methanol/Ammonium Trifluoroacetate
Flow Rate: 1.0 mL/min
Temperature: 15 °C
Injection Volume: 1.0 µL
Detection: UV 220 nm

刺激薬

フレフェドロン

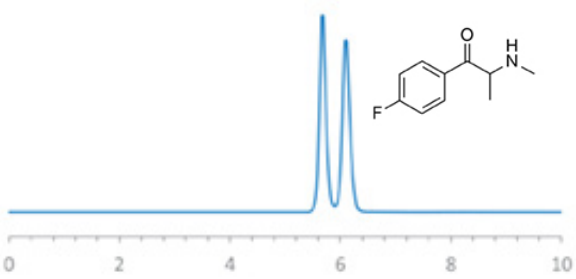

Retention (min): 5.68/6.10 (Peak1/Peak 2)
Resolution: 1.85

Method Conditions

Column: InfinityLab Poroshell 120 Chiral-V (10 cm x 4.6 mm, 2.7 µm)
Mobile phase: 100/0.2/0.1: Methanol/Acetic Acid/Triethylamine
Flow Rate: 0.5 mL/min
Temperature: Ambient (23 °C)
Injection Volume: 1.0 µL
Detection: UV 230 nm

メフェドロン

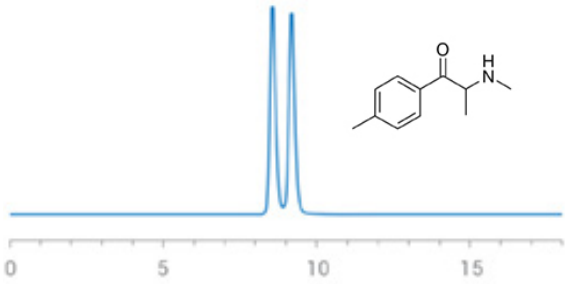

Retention (min): 8.56/9.19 (Peak1/Peak 2)
Resolution: 1.84

Method Conditions

Column: InfinityLab Poroshell 120 Chiral-V (10 cm x 4.6 mm, 2.7 µm)
Mobile phase: 90/10: Ethanol/15 mM Ammonium Formate (pH 3.6)
Flow Rate: 0.5 mL/min
Temperature: Ambient (23 °C)
Injection Volume: 1.0 µL
Detection: UV 254 nm

メタンフェタミン

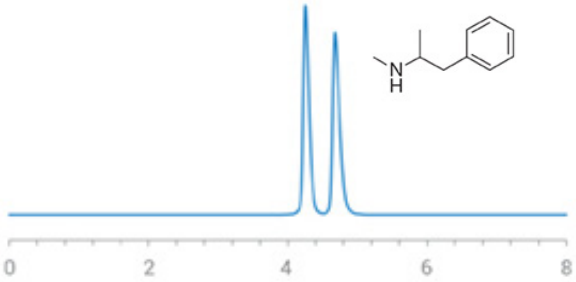

Retention (min): 4.25/4.71 (Peak1/Peak 2)
Resolution: 2.73

Method Conditions

Column: InfinityLab Poroshell 120 Chiral-V (10 cm x 4.6 mm, 2.7 µm)
Mobile phase: 100/0.1/0.05: Methanol/Acetic Acid/Triethylamine
Flow Rate: 1.0 mL/min
Temperature: Ambient (23 °C)
Injection Volume: 1.0 µL
Detection: UV 220 nm

メチルエフェドリン

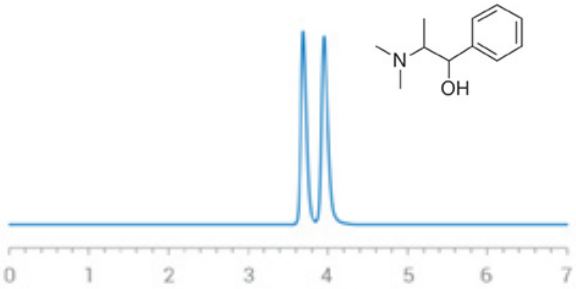

Retention (min): 3.69/3.95 (Peak1/Peak 2)
Resolution: 1.92

Method Conditions

Column: InfinityLab Poroshell 120 Chiral-V (10 cm x 4.6 mm, 2.7 µm)
Mobile phase: 100/0.1/0.05: Methanol/Acetic Acid/Triethylamine
Flow Rate: 1.0 mL/min
Temperature: Ambient (23 °C)
Injection Volume: 1.0 µL
Detection: UV 220 nm

刺激薬

メチロン

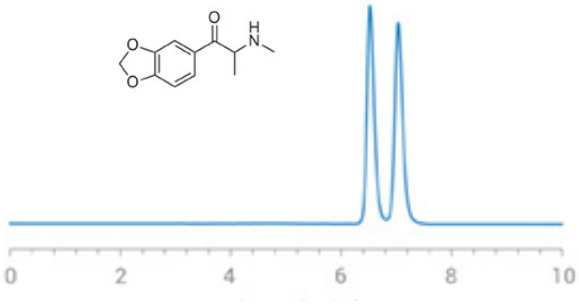

Retention (min): 6.52/7.03 (Peak1/Peak 2)
Resolution: 2.08

Method Conditions

Column: InfinityLab Poroshell 120 Chiral-V (10 cm x 4.6 mm, 2.7 µm)
Mobile phase: 100/0.2/0.1: Methanol/Acetic Acid/Triethylamine
Flow Rate: 1.0 mL/min
Temperature: Ambient (23 °C)
Injection Volume: 1.0 µL
Detection: UV 230 nm

p-メトキシアンフェタミン

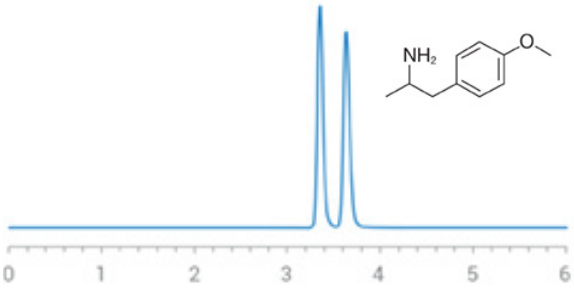

Retention (min): 3.35/3.63 (Peak1/Peak 2)
Resolution: 2.47

Method Conditions

Column: InfinityLab Poroshell 120 Chiral-V (10 cm x 4.6 mm, 2.7 µm)
Mobile phase: 100/0.1 wt %: Methanol/Ammonium Trifluoroacetate
Flow Rate: 0.6 mL/min
Temperature: Ambient (23 °C)
Injection Volume: 1.0 µL
Detection: UV 220 nm

ペンチロン

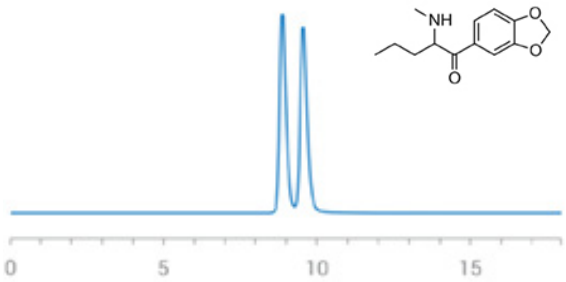

Retention (min): 8.88/9.55 (Peak1/Peak 2)
Resolution: 1.72

Method Conditions

Column: InfinityLab Poroshell 120 Chiral-V (10 cm x 4.6 mm, 2.7 µm)
Mobile phase: 90/10: Ethanol/15 mM Ammonium Formate (pH 3.6)
Flow Rate: 0.5 mL/min
Temperature: Ambient (23 °C)
Injection Volume: 1.0 µL
Detection: UV 230 nm

ペンチロン

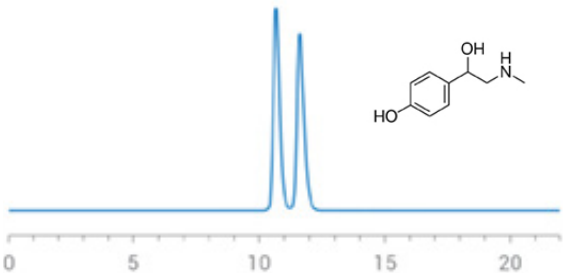

Retention (min): 10.67/11.62 (Peak1/Peak 2)
Resolution: 1.92

Method Conditions

Column: InfinityLab Poroshell 120 Chiral-V (10 cm x 4.6 mm, 2.7 µm)
Mobile phase: 90/10: Ethanol/15 mM Ammonium Formate (pH 3.6)
Flow Rate: 0.5 mL/min
Temperature: Ambient (23 °C)
Injection Volume: 1.0 µL
Detection: UV 220 nm

α-ピロリジノペンチオフェノン

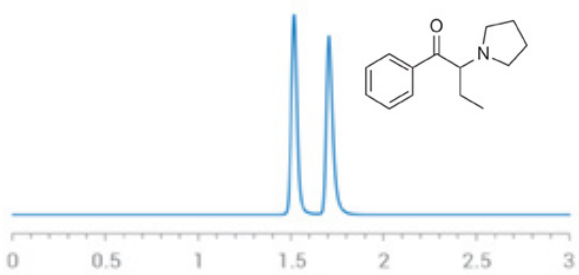

Retention (min): 1.64/1.92 (Peak1/Peak 2)
Resolution: 4.33

Method Conditions

Column: InfinityLab Poroshell 120 Chiral-V (10 cm x 4.6 mm, 2.7 µm)
Mobile phase: 100/0.1 wt %: Methanol/Ammonium Trifluoroacetate
Flow Rate: 1.0 mL/min
Temperature: Ambient (23 °C)
Injection Volume: 1.0 µL
Detection: UV 220 nm

カラム別目次

検索

リンクをクリックすると、該当ページに移動します。

InfinityLab Poroshell 120 Chiral-CD

1-benzyl-2,2-diphenylethylamine 10
1,1'-binaphthyl-2,2'-diamine 10
Methadone 24
Bupropion 31
Temazepam 31
Chlorthalidone 42
Benalaxyl 43
Econazole 43
Flutriafol 43
Miconazole 43
Praziquantel 44
Prothioconazole 44
2'-amino-1,1'-binaphthalen-2-ol 47
Hydratropic acid 47
Jacobsen's catalyst 47
Tropic acid 47
α-N,N-dimethylaminophenyl acetonitrile 48
1,5-dimethyl-4-phenyl-2-imidazolidinone 54
1-indanol 57
Benzoin 57
Chlophedianol 57
Homatropine 58
Indapamide 58
Lofexidine 58
p-chloramphetamine 59
Phenylsuccinic anhydride 59
Triadimenol 59
3,4-methylenedioxyamphetamine (MDA) 67
3,4-methylenedioxymethamphetamine (MDMA) 67
3,4-dimethylmethcathinone 67
4-methylethcathinone 68
Methoxamine 68
Pentedrone 69
Pseudoephedrine 69
α-pyrrolidinopentiophenone 70

InfinityLab Poroshell 120 Chiral-CF

1-(1-naphthyl)ethylamine 11
1-(1,1-biphenyl-4-yl)ethanamine 11
1-(4-methoxyphenyl)ethylamine 12
1-aminotetralin 12
6-methoxy-1,2,3,4-tetrahydro-1-naphthalenylamine 13
2-amino-1,2-diphenylethanol 48
phenylalaninol 48
4-chlorophenylalaninol 49
trans-1-amino-2-indanol 49
Tryptophanol 50
Tyrosinol 50
α-(1-aminoethyl)-4-hydroxybenzyl-alcohol 50
Octopamine 53
Norephedrine 70
Normetanephrine 70
Norphenylephrine 71

InfinityLab Poroshell 120 Chiral-T

2-amino-2-pheylbutyric acid 18
4-nitrophenylalanine 18
AQC Methionine 18
AQC Phenylalanine 18
AQC Serine 19
AQC Tyrosine 19
Fmoc Alanine 19
Fmoc Asparagine 19
Fmoc Leucine 20
Fmoc Phenylalanine 20
Fmoc Tryptophan 20
Fmoc Valine 20
Methionine 21
p-chlorophenylalanine 21
p-fluorophenylalanine 21
Phenylalanine 21
Tryptophan 22
α-amino-2-thiophenacetic acid 22
3,4-dihydroxyphenylalanine (DOPA) 23
Proglumide 24
Indoprofen 25
Ketorolac 25
Hexobarbital 27
Mepivacaine 27
Coumachlor 29
Warfarin 29
Phensuximide 30
α-methyl-α-phenylsuccinimide 30
Lorazepam 31
Lormetazepam 31
Mianserin 32
Oxazepam 32
Acebutolol 34
Alprenolol 34
Atenolol 35
Esmolol 35
Isoproterenol 36
Metaproterenol 36
Metoprolol 37
Pindolol 37
Propanolol 38
Salbutamol 38
Sotalol 39
Terbutaline 39
Tulobuterol 40
Baclofen 41
Bendroflumethiazide 42
Chlorthalidone 42
Dichloroprop 44
Fenoprop 44
Haloxyfop 45
Mecoprop methyl ester 45
Mecoprop 45
Bromacil 46
Napropamid 46
2-(2-chlorophenoxy)propionic acid 50
2-(3-chlorophenoxy)propionic acid 51
2-(4-chlorphenoxy)propionic acid 51
2-phenoxypropanoic acid 51
4-benzyl-2-oxazolidinone 54
4-methyl-5-phenyl-2-oxazolidinone 54
4-phenyl-2-oxazolidinone 54
5,5-dimethyl-4-phenyl-2-oxazolidinone 55
5,5-dimethyl-4-benzyl-2-oxazolidinone 55
5,5-dimethyl-4-methyl-2-oxazolidinone 55
5-methyl-5-phenylhydantoin 59
Aminoglutethimide 60
Bamethan 60
Diperodon 60
Flurbiprofen 61
Mandelic acid 61
Naftopidil 61
p-hydroxymandelic acid 62
Pseudoephedrine 69
3,4-dihydroxyphenylalanine (DOPA) 71
Clenbuterol 71
Ethylone 72
Methylphenidate 72
4-methylethcathinone 73

InfinityLab Poroshell 120 Chiral-V

1-benzyl-2,2-diphenylethylamine 10
1,1'-binaphthyl-2,2'-diamine 10
1-(1,1-biphenyl-4-yl)ethanamine 11
1-(1-naphthyl)ethylamine 11
1-(4-methoxyphenyl)ethylamine 12
1-aminotetralin 12
1-(2-methoxyphenyl)ethanamine 13

1-(4-chlorophenyl)ethylamine 13
6-methoxy-1,2,3,4-tetrahydro-1-naphthalenylamine 13
1,1-diphenyl-1-fluoro-2-aminopropane 14
1,1-diphenyl-2-aminopropane 14
1,2,2-triphenylethylamine 14
2-amino-4-methyl-1,1-diphenylpentane propane 14
2-chloro-indan-1-ylamine 15
4-methoxy-α-methylbenzylamine 15
bis(1-phenylethyl)amine 15
bis(α-methylbenzyl)amine 15
Mexiletine 16
N-benzyl-α-methylbenzylamine 16
N,α-dimethylbenzylamine 16
α-methyl-4-nitrobenzylamine 16
α-methylbenzylamine 17
3-amino-3-phenylpropanoic acid 22
Kynurenine 22
Tryptophanamide 23
Methadone 24
Proglumide 24
Methorphan 25
Nefopam 25
Tramadol 26
Hexobarbital 27
Mepivacaine 27
Bupivacaine 28
Mephobarbital 28
Prilocaine 28
Phensuximide 30
Fluoxetine 32
Mianserin 32
Tranylcypromine 33
Trimipramine 33
Venlafaxine 33
Acebutolol 34
Alprenolol 34
Atenolol 35
Esmolol 35
Isoproterenol 36
Metaproterenol 36
Metoprolol 37
Pindolol 37
Propanolol 38
Salbutamol 38
Sotalol 39
Terbutaline 39
Carvedilol 40
Tulobuterol 40
Baclofen 41
Octoclothepin 41
Tolperisone 41
Mandipropamid 45
Bromacil 46
Napropamid 46
2-amino-1,2-diphenylethanol 48
phenylalaninol 49
trans-1-amino-2-indanol 49
2-amino-1,1,-diphenyl-1-propanol 51
2-amino-1,1,13-triphenyl-1-propanol 52
2-(carbobenzyloxyamino)-3-phenyl-1-propanol 52
cis-1-amino-2-indanol 52
(3a-cis)-3,3a,8,8a-tetrahydro-2H-indeno[1,2]doxazol2-one 55
4-(1-H-indol-3-yl-methyl)-2-oxazolidinone 56
Chlophedianol 57
Lofexidine 58
Bamethan 60
Diperodon 61
Amlodipine 62
Brompheniramine 62
Carbinoxamine 62
Cetirizine 63
Chlorpheniramine 63
Citalopram 63
Disopyramide 63
Ketamine 64
Methoxyphenamine 64
Methoxyverapamil 64
Nicardipine 64
Orphenadrine 65
Piperoxan 65
Promethazine 65
Tetrahydrozoline 65
Thalidomide 66
Trihexylphenidyl 66
Trimebutine 66
Verapamil 66
3,4-methylenedioxyamphetamine (MDA) 68
Methoxamine 68
Pentedrone 69
Pseudoephedrine 70
Clenbuterol 71
Ethylone 72
Methylphenidate 72
3-fluoromethcathinone 73
3,4-methylenedioxy-N-ethylamphetamine (MDEA) 73
4-ethylmethcathinone 73
4-methylethcathinone 73
Aminorex 74
Amphetamine 74
Butylone 74
Cathinone 74
Flephedrone 75
Mephedrone 75
Methamphetamine 75
Methylephedrine 75
Methylone 76
p-methoxyamphetamine 76
Pentylone 76
Synephrine 76
α-pyrrolidinopentiophenone 77

ホームページ
www.agilent.com/chem/jp

カストマコンタクトセンタ
0120-477-111
email_japan@agilent.com

本製品は一般的な実験用途での使用を想定しており、
医薬品医療機器等法に基づく登録を行っておりません。
本文書に記載の情報、説明、製品仕様等は予告なしに
変更されることがあります。

アジレント・テクノロジー株式会社
© Agilent Technologies, Inc. 2017
Printed in Japan, December 1, 2017
5991-8450JAJP

Agilent
Trusted Answers